

practical Wireless

MARCH 1993 £1.75

Mobile Special

PW Travels Into
The World Of
Amateur
Radio On
The
Move

FREE INSIDE
GREENWELD
32-PAGE SPRING
CATALOGUE
AND
The London
Amateur Radio
Show Exhibition
Guide



**Coming Soon - The SG-2000 HF Mobile
Transceiver From The USA**

ISSN 0141-0857



9 770141 085013

Antenna Workshop - Build An HF Bands Mobile Antenna
Modifying PMR Equipment - For Amateur Radio Use
New Look - HF Bands, VHF and Broadcast Specialist Articles
Valve & Vintage - Looking At Older Equipment
Bits & Bytes - The Computer In Your Shack
Plus - Competition, Bargain Basement & Lots More!

Birmingham 021-327 1497 Chesterfield (0246) 453340

SMC

"BEST COMMUNICATIONS
RECEIVER 1992": WRTVH

FRG100



**SEE THIS AWARD WINNING RECEIVER
AND THE REST OF THE YAESU RANGE INCLUDING
THE SUPERB FT1000, FT990 AND FT890**

at

**Picketts Lock Centre,
Stand M,
Red Hall**



on

Saturday 13th March and Sunday 14th March

YAESU

**Performance without
compromise**

- Same day despatch wherever possible
- Yaesu Distributor Warranty, 12 months parts and labour
- Carriage charged on all items as indicated or by quotation
- Prices and availability subject to change without prior notice
- Free Finance* on selected items, subject to status. Details available on request
- Up to £1000 instant credit, a quotation in writing is available on request, subject to status

SOUTHAMPTON (0703) 255111
Showroom (0703) 2251549
SMC HQ, & Mail Order
School Close
Chandlers Ford Industrial Estate
Eastleigh, Hants SO5 3BY
9am-5pm Mon-Fri; 9am-1pm Sat

CHESTERFIELD (0246) 453340
SMC Midlands
102 High Street
New Whittington
Chesterfield
9.30am-5.30pm
Tues-Sat

LEEDS (0532) 350606
SMC Northern
Nowell Lane Ind. Est.
Nowell Lane
Leeds LS9 6JE
9am-5.30pm Mon-Fri
9am-1pm Sat

BIRMINGHAM 021-327 1497
SMC Birmingham
504 Alum Rock Road
Alum Rock
Birmingham B8 3HX
9am-5pm Tues-Fri
9am-4pm Sat

AXMINSTER (0297) 34918
Reg Ward & Co. Ltd
1 Western Parade
West Street
Axminster
Devon EX13 5NY
9am-5.20pm Tues-Sat



Leeds (0532) 350606 Axminster (0297) 34918 Southampton (0703) 255111

practical Wireless

MARCH 1993 (ON SALE FEBRUARY 11)
VOL. 69 NO. 3
ISSUE 1032

NEXT ISSUE (APRIL)
ON SALE MARCH 11

MARCH 1993 CONTENTS

21 Review- The Maxcom MX-9000

Richard Ayley G6AKG tries out an interesting four-in-one test instrument



24 What A Good Idea!

David Porter G4OYX, and G3JDK share their ideas for a simple power supply and a storage system

26 Antenna Workshop

Peter Dodd G3LDO describes a very practical h.f. mobile antenna project

30 Bargain Basement


Bargains galore in the PW reader's 'for sale & wanted' adverts

32 Converting A 27MHz Multimode Transceiver

Converting a CB is not difficult, and P. E. Francis explains how easy it is

34 Modifying The Pye Olympic P Band Transceiver

Ken Ginn G8NDL shows you how to get on to 70MHz for a bargain price!



37-40 London Amateur Radio Show Pull-Out Guide

Come and meet the PW and SWM teams at the London Show on Stand T in The Red Hall on 13 and 14 March 1993.

41 Special Pre-publication Offer - The Newnes Practical RF Handbook By Ian Hickman

Buy this book at a special pre-publication price

42 A User Guide To 934MHz

John Levesley G0HJL provides a plain man's guide to this fascinating part of the radio spectrum

46 Bits & Bytes - The Computer In Your Shack

Peter Hunter G0GSZ takes his bi-monthly look into the world of amateur radio and computers

48 Back To The Future In 1901! - The First Repeater

Stan Crabtree G3OXC looks back 92 years to the first known wireless telegraphy repeater

50 Satellite Scene

Pat Gowen with his monthly views on amateur radio in orbit

52 Visit Friedrichshafen, Dayton or Orlando

Our annual trips to the world famous radio shows in Dayton and Friedrichshafen have become a firm favourite with our readers. Now, it's time to think about this Year

53 Maritime Mobile - Amateur Radio All At Sea

Mike Harris G0HOC explains a few of the practicalities of taking radio equipment to sea



57 Broadcast Round-Up

Peter Shore invites you to his new-look column on the short wave broadcasting bands

59 Packet Panorama

Roger Cooke G3LDI delves into the world of digital communication and packet radio

60 VHF-Up

David Butler G4ASR reports on the fascinating activity taking place on the v.h.f. bands

62 HF Bands

Paul Essery GW3KFE's guide to what's happening and how to be successful on h.f., whether it be QRP or QRO

64 Valve & Vintage

Ron Ham and readers look back at the good old days of valve radios and wet and dry batteries

Other Regular Features

- 69 Arcade, All PW services under one roof
- 75 Advert Index
- 19 Club News
- 13 Competition
- 13 Keylines
- 16 Newsdesk '93
- 49 Radio Diary
- 14 Receiving You

Staff

EDITORIAL & ADVERTISEMENT OFFICES

Practical Wireless
Arrowsmith Court
Station Approach
Broadstone
Dorset BH18 8PW
(0202) 659910
(Out-of-hours service by answering machine)

CREDIT CARD ORDERS

(0202) 659930
(Out-of-hours service by answering machine)
FAX (0202) 659950

Editor

Rob Mannion G3XFD

Art Editor

Steve Hunt

Technical Projects Sub-Editor

NG ("Tex") Swann G1TEX

Production/News

Sharon George

Editorial Assistant

Donna Vincent

Advertisement Manager

Roger Hall G4TNT
PO Box 948
London SW6 2DS
071-731 6222
Cellphone (0850) 382666
FAX 071-384 1031

Advert Copy and Sales (Broadstone Office)


Lynn Smith (Sales), Ailsa Turbett (Production)
(0202) 659920
FAX (0202) 659950

Copyright © PW PUBLISHING LTD. 1993. Copyright in all drawings, photographs and articles published in *Practical Wireless* is fully protected and reproduction in whole or part is expressly forbidden. All reasonable precautions are taken by *Practical Wireless* to ensure that the advice and data given to our readers are reliable. We cannot however guarantee it and we cannot accept legal responsibility for it. Prices are those current as we go to press.

Published on the second Thursday of each month by PW Publishing Ltd., Arrowsmith Court, Station Approach, Broadstone, Dorset BH18 8PW. Tel: (0202) 659910. Printed in England by Southernprint (Web Offset) Ltd. Distributed by Seymour, Windsor House, 1270 London Road, Norbury, London SW16 4DH, Tel: 081-679 1899, Fax: 081-679 8907, Telex: 8812945. Sole Agents for Australia and New Zealand - Gordon and Gotch (Asia) Ltd.; South Africa - Central News Agency. Subscriptions INLAND £21, EUROPE £23, OVERSEAS (by ASP) £25, payable to PRACTICAL WIRELESS, Subscription Department. PW Publishing Ltd., Arrowsmith Court, Station Approach, Broadstone, Dorset BH18 8PW. Tel: (0202) 659930. PRACTICAL WIRELESS is sold subject to the following conditions, namely that it shall not, without written consent of the publishers first having been given, be lent, re-sold, hired out or otherwise disposed of by way of trade at more than the recommended selling price shown on the cover, and that it shall not be lent, re-sold, hired out or otherwise disposed of in a mutilated condition or in any unauthorised cover by way of Trade, or affixed to or as part of any publication or advertising, literary or pictorial matter whatsoever. *Practical Wireless* is Published monthly for \$45 per year by P.W. Publishing Ltd. PW Publishing Ltd., Arrowsmith Court, Station Approach, Broadstone, Dorset BH18 8PW, U.K. Second Class postage paid at Middlesex, N.J. Postmaster: send address changes to *Practical Wireless*, c/o C & C Mailers International Inc., 900 Lincoln Boulevard, PO Box 177, Middlesex, N.J. 08846 USA. (The USPS (United States Postal Service) number for *Practical Wireless* is: 007075).

Front Cover: Our thanks go to SGC Inc., of SGC Building, 13737 SE 26th St., Bellvue, Washington USA, for the photographs of the SG-2000 h.f. transceiver, which we plan to feature in a future issue.

We apologise, that due to space limitations, the 'Basic QSOs In French' and 'The Mobile Microphone Project' have been held over.



NORMAN G4THJ

400 Edgware Road, London W2

Telephone: 071-723 5521 Telex: 298765

Opening times: 9.30am-5.30pm Mon-Fri. 10am-4.30pm Sat.

Normally
24hr
despatch but
please allow
7 days for
delivery.




STANDARD YAESU ALINCO AEA MFJ KENWOOD DRAKE WELTZ ANTENNAS ACCESSORIES

STANDARD YAESU ALINCO AEA MFJ KENWOOD DRAKE WELTZ ANTENNAS ACCESSORIES

THE NEW ONES FROM



STANDARD



C558 Twin Bander with AM

£429

Transmitter:

RF Power Output	Battery Type	VHF			UHF		
		Hi	Mid	Lo	Hi	Mid	Lo
	CBT151GY	2.0W	2.0W	0.35W	1.5W	1.5W	0.35W
	CBT150	2.5W	2.5W	0.35W	2.0W	2.0W	0.35W
	CNB151GY	2.5W	2.5W	0.35W	2.0W	2.0W	0.35W
	CNB153	2.5W	2.5W	0.35W	2.0W	2.0W	0.35W
	CNB152	5.0W	2.5W	0.35W	5.0W	2.5W	0.35W

Receiver:

Circuitry	VHF section			UHF section		
	Double Conversion Superheterodyne			Double Conversion Superheterodyne		
Intermediate Frequency	1st IF	21.80 MHz	23.05 MHz	2nd IF	450 kHz	450 kHz
Sensitivity (12dB SINAD)	0.158µV			0.112µV		
Threshold Squelch Sensitivity	55 dB			50 dB		
Selectivity (2-signal method)	200 mW at 10% distortion			25 dB		
Audio Power Output						
S/N Ratio at 0.5 µV Input						

C500 Accessories

- CLC500 Carrying case C500 with CNB111 batter
- CLC501 Carrying case C500 with CNB120 battery
- CMP111 Speaker microphone
- CMP113 Tie-pin microphone
- CMP115 Speaker microphone (small size)
- CNB111 Nicad battery pack (3.5W-VHF/3.0W-UH)
- CNB120 Nicad battery pack (5)
- EBATT Empty battery case for dry cells
- CSA111 Desk top charger CNB111 and CNB120 battery
- C102/230-1 Plug-in charger CNB111 battery
- CWC20 Plug-in charger CNB120 battery
- CAD111 Charging adaptor for battery only
- CAW1208 Mobile adaptor for direct use from car battery
- CMC01 Mobile charger car battery to CNB111 battery
- CMB111 Mobile bracket
- CHP111 Headset with P.T.T. switch
- CTN500 CTCSS tone squelch unit
- CTD500 Touch tone unit for use with remote control

C164/468 Accessories

- CLC160 Carry case for use with CNB160
- CLC161 Carry case for use with CNB161
- CLC162 Carry case for use with CNB162/163
- CNB160 Nicad battery pack (6V @ 300ma)
- CNB161 Nicad battery pack (7.2V @ 700ma)
- CNB162 Nicad battery pack (12V @ 600ma)
- CWC150K Wall charger for CNB160/161/163
- CWC151K Wall charger for CNB162
- CSA160E Desk top rapid charger for all nicads
- CAW150 Mobile power supply cable
- CHP150 Headset with PTT/Vox
- CMU160 Memory unit - 30 channels
- CMU161 Memory unit - 200 channels
- CAX03 Button cover
- CAX160 Remote battery adaptor
- CAW150 Mobile power cable
- CCA160 Charging sleeve
- CTN160 CTCSS module
- CMP111 Standard size speaker/mic
- CMP115 Small speaker/mic
- CHP111 Headset boom/mic
- CMP113 Tie-pin mic and earphone
- CMB111 Mobile bracket

Mobile/Fixed Equipment

- C5608D Dual band UHF/VHF 45W mobile transceiver RX coverage extendable

Model No.:...Price inc. VAT

C558	£429.00	CNB182	£65.00
C528	£399.00	CNB183	£59.00
C188	£269.00	CNB184	£39.00
CTN520	£50.00	CMC150	£14.10
CBT151	£12.50	CWC151	£17.50
CBT151G	£12.50	CMU181	£17.50
CNB151	£45.00	CHP111	£39.36
CNB151G	£45.00	CHP150	£47.50
CLC550	£12.99	CSA160	£70.50
CNB152	£72.00	CCA160	£12.00
CWC150	£14.68	CAX03	£4.50
CAW150	£14.10	CAX160	£27.50
CAW151	£9.50	CBH160	£7.50
CLC520	£12.99	CMU160	£17.50
CLC521	£12.99	CMU161	£22.50
CMP111	£35.25	CNB160	£40.00
CMP113	£35.25	CNB161	£45.00
CMB111	£14.69	CNB162	£79.00
CSA181	£75.00	CTN160	£50.00
CCA181	£11.95	C168	£269.00
CLC182	£12.99	C468	£279.00
CMA181	£21.95	CTN5600	£47.50
CMU182	£22.50		

C150/C528 Accessories

- CLC151 Carrying case C150 with CNB151 batt.
- CLC152 Carrying case C150 with CNB152 batt.
- CLC528 Carrying case C528 with CNB151 batt.
- CLC521 Carrying case C528 with CNB152 batt.
- CMP111 Speaker microphone
- CMP113 Tie-pin microphone
- CMP115 Speaker microphone (small size)
- CMB111 Mobile bracket
- CMC150K Mobile charger for CNB150/151/153
- CHP111 Headset with P.T.T. switch
- CNB151 Nicad battery pack (7.2V-700MAH)
- CNB152 Hi-power battery pack (12V-600MAH)
- CBT151 Empty battery case for dry cells
- CSA160E Desk top rapid charger for C150/C528 (replaces CSA150)
- CWC150 AC charger CNB151 battery
- CWC151 AC charger CNB152 battery
- CTN150 CTCSS tone squelch unit
- CTN520 CTCSS tone squelch unit
- CTD150 DTMF unit for C500
- CAW150 Power cable for mobile use
- CAX02 Battery contact covers
- Docking amplifier for C528
- 30 watts on either band

**G-WHIP AND JAYBEAM ANTENNAS
& ACCESSORIES STOCKED**

C188/448 Series

**C188
£269**

**C448
£279**



Receiver:

	C188 Series	C448 Series
Intermediate Frequency	1st IF 44.95 MHz	44.95 MHz
	2nd IF 455 kHz	455 kHz
Sensitivity (12dB SINAD)	0.158µV	
Threshold Squelch Sensitivity	0.112µV	
Selectivity (2-signal method)	55 dB	55 dB
S/N Ratio at 0.5 µV Input	30 dB	
Audio Power Output (10% Distortions)	150 mW	

Transmitter:

	C188 Series			C448 Series		
RF Power Output	Hi	Mid	Lo	Hi	Mid	Lo
with CBT181	1.2W	1.2W	0.15W	1.2W	1.2W	0.15W
with CBT182	1.5W	1.5W	0.15W	1.5W	1.5W	0.15W
with CNB181	1.2W	1.2W	0.15W	1.2W	1.2W	0.15W
with CNB182	5.0W	2.5W	0.15W	5.0W	2.5W	0.15W
with CNB183/184	2.5W	2.5W	0.15W	2.5W	2.5W	0.15W

Performance specifications are nominal, unless otherwise indicated, and are subject to change without notice.


We are a main agent for ICOM, KENWOOD, YAESU, ALINCO and all popular brands of scanning receivers, SWR meters and aerials, plus a large selection of plugs and sockets.

Lee Electronics

For the very best in Communications Receivers Look to Lowe

LOWE HF RECEIVERS DO IT AGAIN!

HF-225 voted "RECEIVER OF THE YEAR" in 1990 by W.R.T.H.
HF-225 "FINLANDIA" voted "BEST DX RECEIVER 1992" at
the EDXC Convention in Finland. Final choice was from
HF-225, NRD-535 and IC-R72E.





ONCE
AGAIN
THE BEST IS
BRITISH!

LOWE ELECTRONICS LIMITED

Chesterfield Road, Matlock, Derbyshire DE4 5LE
Telephone: (0629) 580800 Fax: (0629) 580020

BRANCH ADDRESSES:

London (Middlesex): 223 Field End Road, Eastcote. Tel: 081-429 3256
London (Heathrow): 6 Cherwell Close, Langley. Tel: (0753) 545255
Newcastle: Newcastle International Airport. Tel: (0661) 860418
Cumbria: Cumbria Airport Foyer. Tel: (0236) 721 004
Bristol: 6 Ferry Steps Industrial Estate. Tel: (0272) 771770
Cambridge: 162 High Street, Chesterton. Tel: (0223) 311230
Bournemouth: 27 Gillam Road, Northbourne. Tel: (0202) 577760
Leeds: 34 New Briggate, Leeds. Tel: (0532) 452657






TWO-WAY RADIO ● AMATEUR RADIO ● AUDIO VISUAL ● SALES & SERVICE
58 High Street, Newport Pagnell, Bucks MK16 8AQ. Tel: (0908) 610625 FAX: (0908) 216373

SKY SCAN

Desk Top Antenna Model Desk 1300

Built and designed for use with scanners. Coverage: 25 to 1300MHz. Total height - 36ins - 9ins at widest point. Comes complete with 4 metres of RG58 coax cable and BNC connector fitted. Ideal indoor - high performance antenna and can also be used as a car antenna when your car is static. REMEMBER YOUR SCANNER IS ONLY AS GOOD AS YOUR ANTENNA SYSTEM!

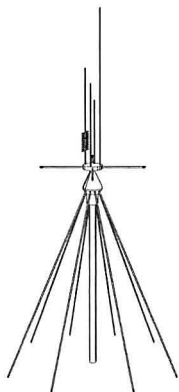
£49.00 + £3.00 p&p



SKY SCAN V1300 Antenna

Most discons only have horizontal elements and this is the reason that they are not ideal for use with a scanner. Most of the transmissions that you are likely to receive on your scanner are transmitted from vertically mounted antennas. The Sky Scan V1300 discone has both vertical and horizontal elements for maximum reception. The V1300 is constructed from best quality stainless steel and aluminium and comes complete with mounting pole. Designed and built for use with scanners.

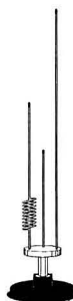
£49.95 + £3.00 p&p



SKY SCAN Magmount MKII

For improved performance, wide band reception, 25 to 1300MHz. Comes complete with protective rubber base, 4m RG58 coax cable and BNC connector. Built and designed for use with scanners.

£24.95 + £3.00 p&p



HF PACKAGE DEALS



Super deals on above!

TS-850 Super deal with P.S.U. £1599.95

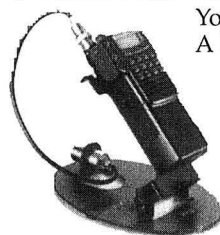
SECONDHAND EQUIPMENT

Sony Air-7 Airband Handheld	179.00
Icom IC-2SET 2M Transceiver	199.00
Kenwood RZ-1 Scanner	235.00
Trio TH-21E 2M Handheld	139.00
Yaesu FTV-901R 2M Trans	235.00
Kenwood TH-21E 2M Handheld	115.00
HF-125 Receiver	275.00
Icom IC-32E 2M/70CMS Handheld	365.00
BNOS 12/6A 6AMP Power supply	49.00
AR2002 Scanner	255.00
Sommerkamp FT-767 HF Trans.	399.00
AR-3000A HF/VHF/UHF Scanner	785.00
Yaesu FT-290RI c/w 10W Linear	315.00
AR-3000 HF/VHF/UHF Scanner	695.00
VCI ATU	95.00
MVT-8000 VHF/UHF Scanner	259.00
Sony Air-7 Receiver	179.00
Standard C520 Dualband H/H	269.00
Tokyo HX240 Transverter	195.00
Trio TR2400 Tran + Acc	95.00
Welz SP-220 SWR/Power Meter	49.00
Icom IC-2SRE 2M H/H	
and Broadband VHF/UHF Scanner	350.00
Kenwood TS-440S HF Transceiver	
c/w Narrow CW Filter	790.00

**ALL OUR SECONDHAND EQUIPMENT HAS A
THREE MONTHS PARTS & LABOUR WARRANTY**

HANDY STAND HB-100

Your Handheld Becomes
A Base Station!



It's so simple yet nobody ever thought of it until now! Comprises universal adjustable angle mount with rubber feet and none scratch surface. BNC lead and SO-239 base socket. The smartest gadget we've seen for years.

£24.95 Post £2.50

NEW FT530




- VHF/UHF Handheld
- Built in CTCSS
- MH29A2B
- Dual Reception on same or different bands, independent Vol/SQ controls for each band
- MH29A2B for FT530

Handspeak/microphone. LCD display. Duplicates most used front panel keys.

£425.00

At time of going to press prices are correct but may be subject to change due to currency fluctuations.



- ★ Auto repeater mode ★ AM Airband Reception
- ★ Expanded Receive to 995MHz

ALINCO DJ-580E

UK "Gold Seal" Warranty
Now with every unit
Look for the sign on the box!

Specification	
Tx	144-146MHz 430-440MHz AM 108-143MHz FM 130-174MHz FM 400-470MHz FM 810-995MHz
Rx	
Steps	5, 10, 12.5 20, 25KHz
Memories	42
Power Output	2.5/1.0/0.3 Watts 5 Watts with 12V DC
Scan	8 Modes
Tones	1750Hz plus DTMF Optional CTCSS
Sensitivity	12dB SINAD-15dBu
Size	140 x 58 x 33mm
Weight	410g
Accessories Supplied	Ni-Cad pack, AC charger, belt clip, carry strap, dual band antenna

£409.95 CARR. FREE

KENWOOD TH-78E



- Dual Frequency Receive on same band or different
- Alphanumeric memory
- 50 multifunction memory channels
- DTSS
- Pager function
- Alphanumeric message paging
- CTCSS (optional unit)
- Up to 5w output

£429.95 CARR. FREE

AUTHORISED AGENTS FOR KENWOOD, ICOM, YAESU & ALINCO. FULL SERVICE FACILITIES AVAILABLE

SPEND UP TO £1,200 INSTANTLY WITH A PHOTO ACOUSTICS LTD. CREDIT CHARGE CARD

PART EXCHANGE WELCOME, ASK FOR KERRY G6IZF OR ANDY G4YOW

RETAIL SHOWROOM OPEN MONDAY - FRIDAY 9.30 - 5.30, Saturday 9.30 - 4.30

Goods normally despatched within 24 hours. Please allow 7 banking days for cheque clearance. Prices correct at time of going to press - E&OE





2m & 70cms Dual Bander DJ-580E

£409

inc VAT

The DJ-580E hand-held is the most advanced design ever offered to the radio amateur. Building on the winning formula of the DJ-560E, ALINCO have now reduced the size dramatically and introduced a combination of innovative features that will make your operating even more fun and certainly more versatile.

It goes without saying that ALINCO offer you all the standard features you expect from a hand-held including dual watch, dual controls, scanning, searching, priority, etc. Of course ALINCO's standard of engineering and reliability is now becoming the envy of its competitors. (They're also pretty envious of ALINCO's prices!) Naturally you get a full 12 month warranty including parts and labour. It's the extra features that really make this a winner.

For example you now have ALINCO's patented circuit that retains full operation with dry cells even when battery voltage falls by 50%. Great for emergency applications. You get a programmable auto power off feature, battery saver, digital telephone dialler and three output power levels. And we've only just started! Key in a special code on the keypad and your rig will turn into a fully operational automatic crossband repeater. Key in another code and you will open up the receiver for a.m. airband reception and frequency segments up to 995MHz! You can even use the DTMF feature to send and receive two digit code messages.

To learn more about the transceiver that has already taken the Japanese and American markets by storm, phone or write for a full colour brochure.



"The Most Comprehensive Specification Ever Offered!"

Available direct or from your local dealer

Auto repeater mode
AM Airband Reception
Expanded Receive to 995MHz



Specification

Tx	144-146MHz 430-440MHz
Rx	AM 108-143MHz FM 130-174MHz FM 400-470MHz FM 810-995MHz
Steps	5, 10, 12.5, 20, 25kHz
Memories	42
Power Output	2.5/1.0/0.3 Watts 5 Watts with 12V DC
Scan	8 Modes
Tones	1750Hz plus DTMF Optional CTSS
Sensitivity	12dB SINAD -15dBu
Size	140x58x33mm
Weight	410g
Accessories Supplied	Ni-Cad pack, AC charger, belt clip, carry strap, dual band antenna.

WATERS & STANTON ELECTRONICS

22 Main Road, Hockley, Essex. Tel: (0702) 206835

Retail and Mail Order: 22 Main Road, HOCKLEY, Essex SS5 4QS. Tel. (0702) 206835 / 204965

Retail Only: 12 North Street, HORNCHURCH, Essex. Tel. (04024) 44765

VISA & ACCESS MAIL ORDER: 24 Hour Answerphone. Open 6 days a week 9 am - 5.30 pm


Rail: Liverpool Street/Hockley or District Line/Hornchurch

WATERS & STANTON

UK's LARGEST SELECTION

We can supply almost anything in this magazine within 24 hours!

QRP CORNER



MFJ 40m or 20m CW Transceivers.

Both models now available with full vfo control and semi-break in. 5 Watts. **£199**

Jim-40m or 20m SSB/CW Transceivers.

Complete in every respect inc. CW button and internal mic. 2 Watts output. **£249**

Ramsey 80m, 40m, or 20m Tx. kits.

A complete kit with board, components, controls and xtal. 1 Watt output. **£29.95**

Ramsey DC 80m, 40m, or 20m Receiver kits. All you need to build a simple hf receiver that will copy CW, SSB and AM. **£29.95**

Ask for QRP leaflet

Used Equipment 3 Month Warranty

TS-440S HF with auto atn	£849
MX-14S Mizuho QRP 20m	£169
MX-7S Mizuho QRP 40m	£169
IC-751A HF + Gen cov. Rx	£999
TS-930S HF + box & book	£999
FT-767 HF + 6m module	£1299
TenTec Omni-5 HF As new	£1395
FT-707 HF Mobile/base	£379
AT-150 Auto atn	£249
SP-930S external speaker	£69
SM-220 Station Monitor	£299
FC-902 HF atn + swr & pwr	£149
MC-60 Kenwood base mic	£69
PS-55 Icom heavy duty psu	£149
FTV-107R transverter	£159
HX-240 2m - hf transverter	£189
FTV-707 2m transverter	£149
DJ-100E 2m handy	£139
IC-2E 2m handy	£119
TH-75E dual bander	£249
TR-2400 2m handy	£119
FT-511 70cms handy	£219
FT-208R 2m handy	£119
DJ-160E 2m handy	£159
DJ-160EA 2m + airband	£179
TH-216E 2m handy	£169
TR-2500 2m handy	£149

TONNA BEAMS



VHF/UHF
All with "N"
connectors
"THE BEST"

6M	20505 5 el
2M	20804 4 el
	20808 4 el
	20809 9 el
	20809 9 el
	20822 11 el
	20813 13 el
	20817 17 el
70cm	20909 9 el
	29919 19 el
23cm	20623 23 el
	20655 55 el

PHONE FOR PRICES

Ask for free Tonna
colour catalogue and full
technical specification

Kenwood HF Bargains

.....plus our own warranty
and backup service.....you're safe with us.

TS-850S **£1499.95**



Amazing value and performance. It outsold all other rigs in 1992 - and with good reason! Absolutely no vices. If you want the internal ATU add £140.

TS450S **£1179**



We love it, and so will you. Compact, but comprehensive, it's a great way of enjoying the Kenwood reputation without going too much over a £1000! Add £140 for ATU.

I've been selling and operating hf gear for years. My prices will give you a good discount whilst still enabling my staff to give the backup I myself would expect as a customer. You're safe with us!

Peter Waters G3OJV/GOPEP

MFJ 1278 Multi mode Data Controller

£299.95



The MFJ-1278 is the most comprehensive data controller ever offered by us. It has more modes than any other model and is now outselling all other competitive units. You get 9 modes: Packet (including mail box) FAX, AMTOR, SSB, RTTY, NAVTEX, ASCII, Electronic keyer, CW reader, plus a feature packed specification. Now is the ideal time to try all these interesting modes from one single box. Watch the data and pictures come up on the screen; converse with fellow hams around the world and get the most out of your vhf or hf station. Amazing value, and even more amazing performance. We can also supply matching software package, software manual and cables for IBM 232 port at an inclusive price of **£299.95**.

MFJ Products from Stock! 300W HF ATU



The MFJ-948 is a complete 300 Watt aerial matcher in one box. It will match coaxial, balanced feeder and single wires. A dual needle VSWR/Power meter makes adjustment simple and a 3 way aerial switch completes the package. Fantastic value! **£139.95**

Other MFJ Products:

MFJ-949D	ATU as above but with 300W dummy load
MFJ-901B	ATU less switch load and meter. Super!
MFJ-264	1.5kW dummy load. DC-650MHz
MFJ-260B	300W dummy load DC-160MHz
MFJ-816	HF 30/300 Watt power meter
MFJ-812B	144MHz 30/300 Watt power meter
MFJ-110	Fabulous world clock with map
MFJ-32	Packet radio handbook. Super guide!
MFJ-1286	Gray Line Graphics Programme for IBM
MFJ-1281	Easy DX logging programme
MFJ-1040	1.5-54MHz tx/rx preselector
MFJ-1020A	Indoor active antenna station. 0-30MHz
MFJ-1272B	TNC/Microphone interface
MFJ-722	Superb rx audio filter
MFJ-752C	Tuneable audio filter
MFJ-207	Antenna analyzer. Brilliant idea!
MFJ-557	Self contained CW practice key and oscillator
MFJ-407B	Electronic keyer. 8.5-WPM Self powered
MFJ-931	Artificial HF ground unit. Ideal for flats etc.
BY-1	Genuine Bencher Paddle. A precision product
MFJ-704	HF Low Pass Filter
MFJ-108B	Dual time deck top clock. LCD Display

PHONE FOR PRICES

Ten-Tec Omni-VI 160-10m 0-100W **£2,495**



The OMNI VI is different from any other hf transceiver you have used or ever seen. Craftsman built, it employs beautifully assembled circuit boards that are easily accessible should you ever need to service them. The factory actually encourage you to take the covers off and examine the craftsmanship. No mass production here!

Receiver experts agree that good old crystal mixing can't be beaten and using this method the phase noise has essentially been eliminated. The OMNI-VI can receive signals on todays crowded bands that other popular models can't even hear. Great for contests and DX! A truly quiet receiver.

Delta-II HF 160-10m 100W **£1,495**



The Delta-II is ideal as fixed or mobile. Its rugged design and Ten-Tec label make it an obvious choice for those who demand quality and craftsmanship. The receiver boasts a continuously variable IF filter with a range of 500-2500Hz. You'll also love the silent break-in operation, the notch filter, passband tuning and wideband receive. Send today for colour brochure.

AMERITRON HF LINEARS

NEW

600 Watts

£799!

AL-811



This linear is incredible value. We have put it through its paces and it really stands abuse. 3 rugged 811A tubes provide up to 600 Watts output from 160-10m. A hunky mains transformer and full metering is included. Used by DX-peditions it has to be amazing value at **£799 inc VAT**

AL-80BX 1kW from 160-10m 3-500z tube. **£1499.00.**

Other Ameritron linears are available. Send SAE today.

AZDEN Direct Factory Prices! PCS-7000

£239.95!



- 2m FM 25 W
- AM Airband Rx
- FM 138-174MHz
- 20 Memories
- Auto Tone-burst
- Scanning
- Programme Shift
- Mic & Hardware

The AZDEN PCS-7000 is possibly the most underrated rig available. It is simple to operate and can store tone-burst information in its memory. In order to promote it we are, for a limited period, offering you the chance to purchase at "factory prices." There's no catch; these are genuine current production models complete with all accessories plus our money back warranty if goods returned within ten days. How's that for an offer!

DIAMOND

BASE STATION ANTENNAS

CP-5	10-15-20-40-80m vertical with radials	£229.95
CP-6	6-10-15-20-40-80m vertical with radials	£249.95
D-130N	Discone 25-1300 MHz. 50 FT cable	£94.95
CP-22E	2m 2 x 5/8 6.5dB gain omni directional	£49.95
D-707	Active rx. 1.5-1300 MHz 12V	£109.95

FIBREGLASS VERTICALS


X-50	2m/70cms 4.5/7.2dB gain 1.7m long	£69.95
X-300	2m/70cms 6.5/9dB gain 3.1m long	£109.95
X-510	2m/70cms 8.3/11.7dB gain 5.2m long	£159.95
X-700	2m/70cms 9.3/13dB gain 7.2m long	£295.95
V-2000	6m/2m/70cms 2.15dBi/6.2dBi/8.4dB 2.5m	£109.95
X-5000	2m/70cms/23cms 4.5/8.3/1.7dB 1.8m	£129.95

"Antique Radios"

Grace your shack with a genuine working reproduction of yesteryear.

£39.95 Carriage £5

Real wood veneer and a proper "Antique" working dial, built-in speaker and 230 Volt operation. You get full coverage of FM and AM broadcast bands. Ideal for shack or domestic use. Model NR-145 (190x125x205mm) illustrated. Model NR-300-2B (310x300x182mm) £59.95



Head office: Retail and Mail Order: 22 Main Road, Hockley, Essex SS5 4QS.

Tel: (0702) 206835/204965. Fax: 205843

Retail only: 12 North Street, Hornchurch, Essex. Tel: (0708) 444765

ELECTRONICS OF HAM RADIO PRODUCTS

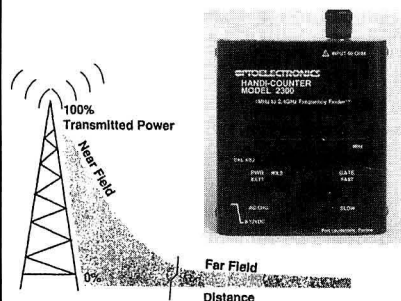
0702 206835
or 204965

NEW! Highly Sensitive Frequency Counter

Optronics "2300"

Self powered - it can sniff frequencies
from over 100ft! 1MHz - 2.4GHz

£149.95 Inc. ni-cads & charger



NEW Maplin Electronics

SENDER - 145

£169.95!

**FACTORY
PRICES**

2 Metres

5 Watts

Rx 130-169Mhz

Full Warranty


70 Cms Model

SENDER-430

£179.95

This new exciting handheld from Maplin Electronics is offered to you at a direct factory price. And with the current exchange rate you will agree that this is amazing value. You get a proper English handbook, two battery packs (4 and 6 x AA cells) helical aerial and carry strap.

Direct keypad entry, 20 memory channels, 1750Hz tone, 5 Watts on 12 Volts and comprehensive scanning all go to make this a unique radio at a unique price. And you'll love its small size (84 x 55 x 31mm) and rugged construction. Other features include: Battery Save, Dual off, Rotary Dial, 6 channel steps, Split frequency, 3 power levels, Dial Light etc.



DISCOUNT PRICE!

ALINCO
ALINCO ELECTRONICS GmbH.

DJ-180E 2m Handheld

£189.95 Free Ni-Cads Free Charger
Free Delivery

- ★ LCD Display
- ★ 10 Memories
- ★ Repeater Shift
- ★ 2 Watts Output
- ★ Ni-Cad Pack
- ★ AC Charger
- ★ Auto Power Off
- ★ Battery Warning
- ★ 5kHz-25kHz steps
- ★ Superb Audio
- ★ Helical Aerial
- ★ 132 x 58 x 33mm

At this price the ALINCO DJ-180E represents your last chance to purchase a top brand name handheld at yesterday's prices. The DJ-180E offers more features per Pound than any other rig. Take advantage of this offer and pocket the difference. You'll get a superbly engineered radio with a quality name and our 12 month warranty. There are plenty of accessories to follow including a memory expansion module to give you 50 or 200 channels. Offer subject to current stocks only.


NEW!

ALINCO
ALINCO ELECTRONICS GmbH.

Special Offer

The DJ-F1E is outselling any other 2 metre handheld we stock. Its performance, reliability and construction are unsurpassed. So convinced are we that the DJ-F1E offers the greatest value ever, we are happy to offer you a full refund if you are not immediately happy with its performance or features. That's right, return the transceiver to us within 10 days of purchase and we'll offer you a refund or an alternative, the choice is yours! That's confidence. **Peter G30JV**

£259



DJ-F1E 2m FM

- ★ Tx: 144-146MHz
- ★ Rx: 108-174MHz
- ★ 5 Watts output (12V DC)
- ★ 40 Memories
- ★ 3 way Power Setting
- ★ Illuminated Key Pad
- ★ 6 Programmable steps
- ★ Programmable Shift
- ★ 1750Hz tone
- ★ Frequency Lock
- ★ PTT Lock
- ★ Beep on/off
- ★ Automatic Lamp
- ★ DTMF Tones
- ★ Reverse Repeater
- ★ 8 Scan modes
- ★ Battery Saver
- ★ S meter
- ★ Priority Channel
- ★ Fast tune function
- ★ Rotary Dial
- ★ Illuminated LCD
- ★ Quick touch Squelch
- ★ Protected Output
- ★ BNC socket
- ★ Ni-Cad Pack 700mAh
- ★ AC Hod Charger
- ★ Many Accessories

FREE! Mail Order Price List. From UK's LEADING HAM RADIO STORE
Important Notice: some prices may be subject to alteration owing to exchange rate variations. Please check when ordering.

**New 1993
Edition**

The Complete VHF/UHF Frequency Guide


*The UK's Largest Selling
Scanning Directory*

- ★ Completely Updated
- ★ Thousands of Frequencies
- ★ 26MHz - 2250MHz
- ★ Full Duplex Information
- ★ Air, Sea and Land
- ★ Military & Civil
- ★ Government & Commercial
- ★ Emergency & Security

Famous throughout the world of radio, this latest edition is better than ever before and carries all the latest information. A must for all scanning enthusiasts. Do not confuse this with some poorly printed literature around: this is a properly printed professional guide that contains more information than any other publication of its kind. Used by enthusiasts and professional bodies; there is no substitute for this guide. Order your "fresh off the press" copy today for delivery in February.

£9.95 Postage £1.50

RAMSEY KITS USA



- ★ All components
- ★ Hardware & Boards
- ★ Proper Manuals
- ★ Cases extra

*Brings Back the fun
in Ham Radio*

Anybody can build these kits. They are simple but very effective. Use alone or as a basis for larger projects. Full back-up service.

AR-1 Airband AM Receiver. Superhet with squelch volume and tuning controls.....**£24.95**

FR-1 FM broadcast receiver. Ideal as novice project. Will drive a loudspeaker easily...**£21.95**

FR-146 Complete 2 metre receiver plus extra coverage. Dual conversion with ceramic filter.....**£29.95**

HR-Series D.C. SSB/CW/AM receivers for 80, 40 or 20m (Specify which band)..**£29.95**

GRP-TX Complete 1 Watt vxo transmitters for 80, 40 or 20m (Specify which band)..**£29.95**

P-IBM The famous Packet Radio kit. Self-powered with software.....**£59.95**

Add £2.00 Postage & Insurance

VISA & ACCESS MAIL ORDER, 24 Hour Answerphone. Open 6 Days a Week 9am-5:30pm.
Rail: Liverpool St/Hockley or District Line/Hornchurch

MARTIN

Tel: 081 566 1120 FAX (24Hr): 081 566 1207

Why Wait Nine Months When You Can Have It In

I've extended the buy now, pay over nine months with NO INTEREST for MARCH only. Why wait another nine months and see your new radio go up in price again? Come to Picketts Lock, (or phone or call in at the shop), bring some ID with you (a driving licence/phone bill will do), bang a deposit down and subject to approval from the gang at TRICITY FINANCE, you can take your 'new baby' home with you - and PAY NO INTEREST ON THE WHOLE DEAL!

My third year at the Picketts Lock Exhibition and one you will not want to miss. The NORTH LONDON SHOW is THE exhibition of the year - it has all the trade stands you'll ever want to see - especially mine!

This year I have some exciting NEW products on demonstration, several by the designers themselves!



THE NEW YAESU FT736R DX

A Lynch + muTek development which gives the standard FT736R the competition performance it deserves. Mike Dorset from muTek, will be present on Saturday at Picketts, to demonstrate the remarkable improvement his design and development team have spent months in the making. If you've got an FT736R, you won't want to use it without the new muTek Front-End Boards! Why not bring your FT736R along for modification - you'll be without it for 10 days, but it's worth the wait! FT225RD's taken in part-ex!



THE NEW MICROKEY

From Airwave Systems is a superb electronic keyer with a difference - it hasn't got 50 buttons on the front for programming! Using the 68HC705 chip, you tell it what you want, by the KEY ITSELF. Many in use by top CW enthusiasts, built in a sturdy, RF-proof case and assembled in the UK to commercial standards. See it demonstrated by Dave Bowman, the designer himself, at Picketts.

YAESU FRG100

At last a receiver to give the Lowe 225 a run for its money, the new receiver from Yaesu is already set to break all records for receiver sales. Remember it was Yaesu who bought you the FRG-7 back in the seventies, it had to be the equivalent 'Morris Mini' in sales for the Yaesu Musen Company. Come and see it demonstrated by one of the gang on Lynch's stand!



THE ICOM ICR7100HF MKIII

Has become the benchmark for Wide Band Receivers. Now in use by Government departments, commercial organisations and scanner enthusiasts, the HF conversion by Chris Parnell, has made the ICR7100HF the 'professionals' choice. Try it for yourself and speak to Chris - he'll be there for both days.



MARTIN LYNCH

G4HKS

THE AMATEUR RADIO EXCHANGE CENTRE

286 Northfield Avenue, Ealing, London W5 4UB

Mon - Sat. 10am - 6pm. Late Night Thursday

Tel: 081 566 1120. FAX: 081 566 1207. After Shop Hours: 0860 339 339

MARTIN LYNCH £25 GIFT VOUCHERS

Still a super way to handle the headache of buying gifts! No time limit on spending...top-up with anything legal!

CALL, WRITE OR FAX

for your 4-page colour Martin Lynch Newsletter. It's packed with goodies, bargains and interesting news & reviews. Would you like to contribute?


LYNCH

NOW OPEN
MONDAYS

WE ARE THE CLOSEST
STORE TO HEATHROW
ON THE PICCADILLY LINE
- JUST ACROSS THE ROAD
FROM NORTHFIELDS
UNDERGROUND STATION

Tel: 081 566 1120 FAX (24Hr): 081 566 1207

To Have Your New Baby stantly At Picketts Lock!!



WEATHER STATIONS & MONITORS

From R&D Electronics, the UK's No.1 meteorological equipment manufacturers, have a complete range of units suitable for monitoring all aspects of weather changes, local to your environment. From the simple WM-DS, indicating Wind Speed & Direction, including Gust at only £189.00, to the top of the range WS-Plus giving Barometer, Wind Direction/Wind & Gust Speed, Outside Temp. Max & Min, Rainfall, Sunshine + more, at £599.00. You can't be a serious DX'er without one! The full range will be on show at Picketts....


NEWSFLASH...NEWSFLASH...

NEW HF MINI-MOBILE FROM KENWOOD DUE IN MARCH...
PHONE FOR LATEST UPDATE.



YAESU FT530

Advertised for over six months, now finally available, the new DUAL BANDER from Yaesu. The only Handie with a remote digital readout Speaker Microphone available as an option! It's also available on my BUY NOW PAY LATER SCHEME.....



ICOM IC-W21

Well, what do yer know... Along comes another Dual Bander from ICOM! This one is very good - it must be, even I can demonstrate it! Don't want all the gizmos on offer by the competition, but want top grade performance at a sensible price? The boys at ICOM have done it and you can buy it on the 10% down - rest in three months scheme, only from MARTIN LYNCH.

DEWSBURY ELECTRONICS

The old ships captain, Tony Dews, won't be at Picketts this year, but his excellent range of Electronic goodies will be. Amongst the selection, will be the superb DM1000 Easy Reader. A self contained unit, the new Easy Reader will convert most of the funny noises on Short wave that you are hearing at present, (but just give you a headache!), into readable text on a video monitor. The DM1000 from Dewsbury, is a state-of-the-art converter that requires a simple Video monitor, (or TV with the optional modulator), a 12V supply and your receiver to instantly give you access to the world of DATA Transmissions - it's like starting SWL'ing all over again! My mate Tony might just pop along to shake a few hands....

SPECIAL OFFERS

Everything is on special offer at PICKETTS - EXTRA DISCOUNTS or FREE FINANCE, don't be afraid to ask - like my mum says, if you don't ask you don't get!!

YAESU:

The full range, including the FT990, FT890 and their new FRG100 receiver will be on very special offer. Part Exchange is definitely welcome!

KENWOOD:

Now Kenwood's in the UK, everything is OK! Direct from their massive Headquarters in Watford, the full range will be on show, with substantial savings. And there is sign of that new mini HF mobile...

ICOM:

Now these guys are really coming out with some nice kit. Yes, it does tend to be a little more expensive than most, but the advanced features and superb engineering command a higher premium. I may have some pre-price increase stock left...

ALINCO:

All the Alinco range of HANDHELD AND MOBILE FM TRANSCEIVERS, including the NEW DJ580E are available at Picketts on the special

'BUY NOW PAY LATER SCHEME':

Don't forget to bring some ID and a Bankers Card, (if possible), to walk away with your new ALINCO MODEL at the show!

ELITE range of used equipment:

All used equipment sold by me is tested, cleaned and offered with a full money back guarantee. If it's not as described, you can have your money back. Nobody offers a better deal, or sells as much used equipment - over 6000 pieces in under 3 years!

I've been buying and selling secondhand equipment probably longer than anyone. My school teacher wrote on my junior report many moons ago, "If Martin stopped selling bits & pieces to the rest of the school he would do a lot better". I wonder where Mrs. Robinson is now? Anyway, suffice to say, if your selling for cash, you'll get the top price. Part-exchanging, the same applies and I still offer the SALE or RETURN Scheme. No commission, you tell me what you want and when it's sold I'll pay you that amount - it's easy!

TRAFFORD AMATEUR RADIO CLUB



TRAFFORD RALLY

The Great Northern Rally at G-MEX
Sunday 21st February 1993
City Centre, MANCHESTER.

ALL ENQUIRIES on **061 748 9804** or **061 748 8046**

ADMISSION £1.50 ALL CLASSES. YOUNG CHILDREN FREE.
OPENING HOURS 10.30 CLOSE 5pm & WE HAVE DISABLED PRIORITY QUEUE.

All usual attractions including free cash draw and bring 'n' buy. Licenced bar,
Hot and Cold meals, tea coffee.

Large single ground floor Hall for easy access.

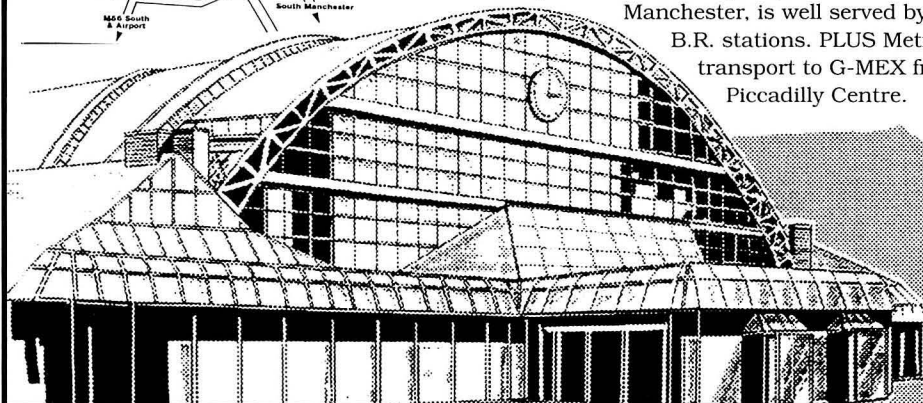
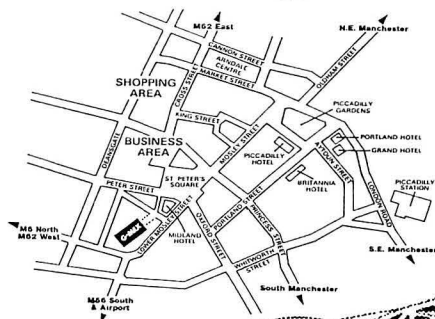
30,000 square feet of space, so lots of room!

Plenty of parking space both free & paid for.

TALK-IN FACILITIES AVAILABLE ON 2m via GB1 GMX

If you have no transport you can still attend. G-MEX, being in the centre of
Manchester, is well served by public transport, including it's own

B.R. stations. PLUS Metro
transport to G-MEX from
Piccadilly Centre.



THE GREATER MANCHESTER
EXHIBITION AND EVENT CENTRE

SPECIALIST ANTENNA SYSTEMS LTD

Present the finest range of DX antennas and accessories

cushcraft

40-2CD	40m 2 element Beam
20-4CD	20m 4 element Beam
20-3CD	20m 3 element Beam
15-3CD	15m 3 element Beam
10-4CD	10m 4 element Beam
TEN-3	10m 3 element Beam
A4S	20-15-10m 4 element Beam
A3S	20-15-10m 3 element Beam
A3WS	17-12m 3 element Beam
D40	40m Rotary Dipole
D4	40-20-15-10m Dipole
D3	20-15-10m Dipole
D3W	30-17-12m Dipole
R7	40-10m H/W Vertical
R5	20-10m H/W Vertical
AP8	80-10m Vertical
AV5	8 Band HF Vertical
AV3	20-15-10m Vertical
A50-6S	6m 6 element Beam
A50-5S	6m 5 element Beam
A50-3S	6m 3 element Beam
AR-6	6m Ringo Vertical
17B2	2m 17 element Beam
13B2	2m 13 element Beam
124WB	2m 4 element Beam
A144-7	2m 7 element Beam
A144-11	2m 11 element Beam
A144-20T	2m 10 element X Oscar
AR-2	2m Ringo Vertical
ARX-2B	2m Ringo Ranger II
AR-270	2m/70cm Vertical
424-B	70cm 24 element Beam
A430-11	70cm 11 element Beam
416TB	70cm 8 element X Oscar
ARX450B	70cm Ringo Ranger II



THE RECORD BREAKING VERTICAL
FROM CUSHCRAFT

R7

LIGHTNING ARRESTERS AND FULL
RANGE OF COMMERCIAL
ANTENNAS ALSO AVAILABLE.
PLEASE ASK FOR FULL DETAILS

MIRAGE/KLM

COMMUNICATIONS EQUIPMENT

40M-2	40m 2 element Beam
20M-4	20m 4 element Beam
15M-4	15m 4 element Beam
10M-4	10m 4 element Beam
KT34-A	20-15-10m 4 element Beam
KT34-XA	20-15-10m 6 element Beam
6M-7LD	6m 7 element Beam
6M-5	6m 5 element Beam
2M-20LBX	2m 20 element Beam
2M-16LBX	2m 16 element Beam
2M-13LBA	2m 13 element Beam
2M-22C	2m 11 element X Oscar
2M-14C	2m 7 element X Oscar
432-30LBX	70cm 30 element Beam
432-20LBX	70cm 20 element Beam
435-40CX	70cm 20 element X Oscar
435-18C	70cm 9 element X Oscar

LINEAR AMPLIFIERS

A1015G	6m 10-150w g/f rx
B3030G	2m 30-300w g/f rx
B3016G	2m 30-160w g/f rx
B1016G	2m 10-160w g/f rx
B108G	2m 10-80w g/f rx
B215G	2m 2-150w g/f rx
D3030N	70cm 30w-100w
D1010N	70cm 10w-100w
D15N	70cm 2w-20w

GASFET PRE-AMPLIFIERS

KP-1/2M	2m Indoor unit
KP-1/70	70cm Indoor unit
KP-2/2M	2m Masthead unit
KP-2/70	70cm Masthead unit

TELEX hy-gain

7-2	40m 2 element Beam
7-1	40m Rotatable Dipole
205CA	20m 5 element Beam
204BAS	20m 4 element Beam
203BAS	20m 3 element Beam
155CA	15m 5 element Beam
153BAS	15m 3 element Beam
105BAS	10m 5 element Beam
103BAS	10m 3 element Beam
TH7DXS	20-15-10m 7 element Beam
TH5MK2S	20-15-10m 5 element Beam
EXP14	20-15-10m 4 element Beam
TH3JRS	20-15-10m 3 element Beam
TH2MK3S	20-15-10m 2 element Beam
DX88	8 Band HF Vertical
12AVQS	20-15-10m Vertical
14AVQ	40-10m Vertical
18VS	80-10m Vertical
66DX	6m 6 element Beam
64DX	6m 4 element Beam
215DX	2m 15 element Beam
216SAT	2m 8 element X Oscar
7031DX	70cm 31 element Beam
7030SAT	70cm 15 element X Oscar

ROTATORS

T2X	Windload 1.9m ²
HAM IV	Windload 1.4m ²
CD45 II	Windload 0.79m ²
AR40	Windload 0.28m ²

We now have
GEM QUAD PRODUCTS
Please ask for details

March 13th & 14th
LONDON
AMATEUR RADIO & COMPUTER
SHOW
We'll be there!

Trefonen, Oswestry, Shropshire SY10 9DJ

Phone 0691 670440 Fax 0691 670282

CALLERS WELCOME — PLEASE NOTE OUR NEW ADDRESS

OPENING HOURS

Mon-Fri = 8.30-5.30
Saturday = 9.00-1.00

**THE BEST
DUAL-BAND
IN THE LAND**

Icom IC-W2E

The IC-W2E gives perfect, **simultaneous dual-band** receive even while transmitting on another band. A **3-way tuning** system allows fast selection of frequency or memory channels using top panel control, digit keys or up/down keys. **60 memory** and 2 call channels make the IC-W2E a versatile, market-leading transceiver.

Icom IC-W21E

Simple operation, **lightweight** and **dependable**. The IC-W21E offers easy operation using only a few switches and independent volume/ squelch controls for each band. The **ergonomic, splash-resistant** and tough design makes the diminutive IC-W21E a **snug fit** in the palm of your hand.

Cellphone-style 'whisper' function gives full duplex crossband operation via the mic equipped battery pack,

Easy repeater operation with repeater memory. Every time you access a repeater all settings are **automatically memorized** in an independent repeater memory, making recall of the last used repeater information both quick and simple. **All this and loads more** in a radio that is so small, and at a Hamstore **NOW!**

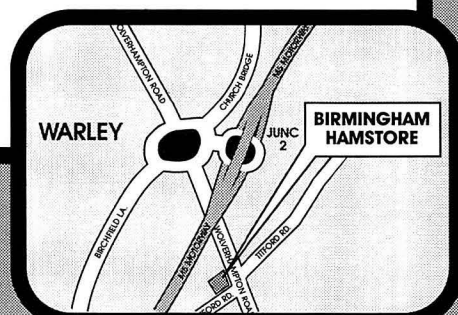
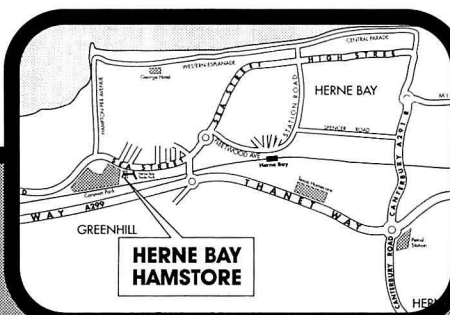


We also stock items by AEA, AKD, Alinco, AOR, Barenco, Comet, Cushcraft, Davis, DeComm, Diamond, Icom, JRC, Kenwood, Lowe, Microset, MFJ, RSGB Publications, Sony, Toyo, Yaesu, Yupiteru etc. Second-hand & ex-demo equipment is also available.

Part-exchanges and payment by Access, Visa and Switch welcomed. Finance arranged (subject to status). Interest free credit on selected new ICOM products. If you cannot visit an ICOM HAMSTORE in person, why not use our efficient Mail Order Service. Stock items are normally dispatched within 24Hrs.

We give full warranty on all ICOM products bought from authorized ICOM UK dealers. In some cases the equipment will be replaced if the fault is deemed beyond speedy and satisfactory repair. Any ICOM equipment purchased from an unauthorized dealer is not covered by ICOM warranty.

Gordon G3LEQ & John G8VIQ at Birmingham, Chris G8GKC at Herne Bay and Doug G0LUH & Paul G7MNI in our new London Store are all looking forward to seeing you.



LONDON

11 Watford Way
Hendon,
London NW4 3JL.
Tel: 081 202 0073
Fax: 081 202 8873

HERNE BAY

Unit 8, Herne Bay West
Industrial Estate, Sea Street,
Herne Bay, Kent CT6 8LD.
Tel: 0227 741555
Fax: 0227 741742

BIRMINGHAM


International House,
963 Wolverhampton Rd. Oldbury,
West Midlands B69 4RJ
Tel: 021 552 0073
Fax: 021 552 0051

ALL STORES OPEN TUESDAYS TO FRIDAYS 09:00 - 17:00 & 09:00 - 16:00 SATURDAYS. N.B. Herne Bay closed for lunch 1300-1400

S.R.P. TRADING

SANGEAN ATS 803A

Direct key-in world receiver with quartz alarm clock timer



Tuneable BFO SSB/CW!

DIMENSIONS: 29.2cm x 16.0cm
(11.5in x 6.3in x 2.36in).
OUTPUT: 1200mW (10%THD)
WEIGHT: 1.7kg (3.75lbs) without batteries.
Wide/narrow filter switch.

£109.95 + £5 check, test and p&p.
Also, suitable mains unit available, only **£9.95**

Specifications and features

★ 150-29.999 continuous tuning with no gaps. Phase locked loop-double conversion Superheterodyne ★ Full shortwave/AM/SSB 150-29999kHz no gaps! + FM87.5-108 mono/stereo ★ Five tuning functions: Direct press button frequency input auto scanning, manual scanning memory recall and manual tuning knob ★ Built-in clock and alarm. Radio turns on automatically at preset time and frequency. ★ Large digital frequency display. ★ Fourteen memories – nine memory channels for your favourite station frequencies. Last setting of mode and waveband stored in five memories. ★ Direct press-button access to all 12 shortwave broadcast bands. ★ Two power sources – battery or AC mains adaptor. ★ General coverage of all AM bands in LW/MW/SW (dedicated broadcast band coverage on all versions), plus of course the FM band for quality sound broadcasts in headphone stereo. ★ SLEEP function turns the radio on or off after an adjustable time of 10-90 minutes. ★ Separate BASS and TREBLE controls for maximum listening pleasure. ★ External antenna jack for better reception. ★ Adjustable RF GAIN control to prevent overloading when listening close to other strong stations or if there is interference. ★ New improved wide/narrow filter (6/2.7kHz) ★ BFO control (Beat Frequency Oscillator) enables reception of SSB/USB/LSWB (single side band) and CW (Morse Code) transmissions. ★ Illuminated display to facilitate night-time use. ★ Designed for both portable and desk top use. ★ Five dot LED signal strength indicator.

SANGEAN

Portable SW
Antenna

ANT 60

**Now FREE with
every purchase
of Sangean
ATS 803A**

- Greatly improve reception power of portable shortwave receiver
- Easy hookup to snap onto telescoping rod antenna or plug into radio's external AM antenna jack extends to 7 metres (23 feet)
- Portable for indoors and outdoors
- Suitable for all kinds of shortwave radios



£14.99

FREE POST AND PACKING WITH THIS ISSUE ONLY

SRP Trading, Unit 20, Nash Works,
Forge Lane, Belbroughton,
Nr. Stourbridge, Worcs.
Tel: (0562) 730672. Fax: (0562) 731002

Reg Ward & Co Ltd.

1 Western Parade, West Street, Axminster, Devon, EX13 5NY.
Telephone: Axminster (0297) 34918

(Largest Amateur Radio Shop in the South West)
One Stop for Yaesu · Icom · Kenwood

HF TRANSCEIVERS

YAESU



FT890



FT990



IC728



IC765



TS450



TS850

FT890	Compact TXCR
Accessories	
ATU2	Autotuner
FP800	Matching PSU
FVS2	D19 Voice Storage
SP6	Base Speaker
SP7	Mobile Speaker
FT990	With PSU
	Without PSU

ICOM

NEW IC728/IC729

IC728	HF
IC729	HF+6M

Accessories

PS55	PSU
SP7	Speaker
AT150	Auto ATU
SM8	Desk Mic
IC765	HF Base Station

KENWOOD

TS450/690

TS450	HF
TS690	HF+6M

Accessories

PS31	PSU (SSB only)
PS53	PSU (Full Duty Cycle)
SP23	Ext. Speaker
AT450	Int. Auto ATU
Kenwood TS850
PS52	PSU (Full Duty)
SP31	Ext. Speaker
AT850	in Auto ATU
MC60A	Desk Mic

VHF/UHF MOBILES

Yaesu FT212RH	2m, 45 watt
Yaesu FT2400RH	New 2m, 50 watt
Yaesu FT5200R	2m/70cm, Full Cross Band



FT5200R



IC3230H

ICOM IC229E/H	
IC229E	2m, 25 watt
IC229H	50 watt
ICOM IC3230H	2m/70cm FM, 45/35 Watt
ICOM IC2410E/H	2/70cm FM, Dual Watch



TM241E

Kenwood

TM241E	2m, 50 Watt
TM702	2/70cm, 25w

HANDHELDS

TM732	2/70cm
Yaesu FT415	2m HH inc. battery pack charger
	(FT 815 70cm)
Coming Soon	
Yaesu FT530	New 2m/70 Dualband Handy
EDC5	DC adapt Noise filter
EDC6	DC lead 26/76/415/815
MH12A2B	Speaker Mic
MH18A2B	Mini speaker Mic
C50/51/52	(FT415/815) Carry Cases
NC42	Desk top charger
Icom ICW2	The 2/70 Dualbander
Icom IC25RE	2m + Wideband RX
ICOM Accessories	
CP13	Cigar Lighter Cable
HM65	Speaker Mic
HS60	Headset/Voxor PTT
OPC288	DC lead
LC71/72/73	W2/SRE Carry Cases
Kenwood TH28	2m Handy
	(TH28 70cm)
Kenwood TH78	Dual band Handy
Kenwood Accessories	
AG2W	DC lead
SMC32	Speaker mic
SMC33	Speaker mic multijunction
HMC2	Headset/Boom Mic

PHONE FOR PRICES

PHONE FOR PRICES

PHONE FOR PRICES

Large Second Hand Stock
Easy Parking Opposite



Instant credit available
Mail/Telephone order by cheque or credit card
Cheques cleared before goods despatched.



OPEN TUES-SAT 9.00-5.30
(CLOSED MONDAYS)
LUNCH 1-2pm

STOCK ITEMS USUALLY
DESPATCHED WITHIN 48HRS

DELIVERY/INSURANCE PRICES
IN BRACKETS
(E&OE)

The amateur radio bands are always under pressure. There's always someone, or some pressure group who would like to use the frequencies allocated to amateurs for themselves.

Many of our frequencies are allocated on a shared basis, and recently, the ever popular 430MHz band has come under pressure. In recent years, '70 cms' has become extremely popular, and nowadays there's a great deal of commercially-made equipment available. Additionally, with the introduction of the Novice licence, there's even more activity on the band.

Unfortunately, apart from the long term military pressure on the band, there's also an increasing demand from private mobile radio and other communication interests. To the p.m.r. lobby, this part of the u.h.f spectrum is very desirable, and it appears that at least one pressure group is determined to obtain part of our present allocation.

So, what can we do about threats to the amateur bands? Obviously, for those who support and belong to the RSGB, the first point of contact will be the society. This, to state the obvious, is where a strong national body helps. With our support, the RSGB and the amateur radio hobby can counter outside attacks.

However, in my mind a single voice, albeit a respected one, can easily be lost amongst many others defending their own cause. Because of this, I suggest that as many 430MHz band users as possible, write directly to the Director of The Radiocommunications Agency in London to object to any planned reduction in the 430MHz allocation.

To illustrate my point about lobbying the relevant authorities, I'll quote an example close to my own heart, namely railways! The term 'lobbying'

Keylines



comes from the practice of various interest groups meeting (to put their point of view across) the individual members of Parliament and respective Ministers of State in the lobby of the Palace of Westminster.

Unfortunately for the railway industry, the people representing their point of view (the railway 'lobby') are heavily outnumbered by those working on behalf of the road transport industry. This means, that when it comes to publicity for and against a particular proposal, the railway's 'voice' can be lost among the many others shouting above it.

With this in mind, I strongly recommend that we all add our voices to that of the RSGB, and to strongly defend any reduction in our frequency allocation on 430MHz. It may come as a bit of a shock to the p.m.r. and other users lobby, that we're not as apathetic as they think we are!

Finally, our front cover tribute last month, together with the very short article on Eddystone Radio aroused so much interest from readers, that I couldn't ignore it! So, I've passed on your comments to Ron Ham, and I've no doubt that Eddystone Radio and their products will soon be featuring in the 'Valve & Vintage' column. In the meantime, to the very many who contacted me, thank you for writing. I had no idea how much interest there would be when we showed the Eddystone 750 on the front cover. If we'd had one for sale, it would have sold many times over!

Rob Mannion G3XFD

COMPETITION CORNER

Wordsearch

Wordsearch rules: Twelve different words have been hidden in the letter grid. They have been printed across (forwards or backwards), up and down, diagonally, but they are always in a straight line without odd letters in between. You can use the letters in the grid more than once for different words. Once you have found all 12 words, mark them on the grid and send it, along with your name and address (photocopies accepted with the corner flash) to our editorial address, marked 'Competition Corner' Wordsearch March '93.

First Prize

A year's subscription to *Practical Wireless* or a £20 book voucher.

Second Prize

Six month subscription or £10 book voucher

S	Q	X	O	I	L	B	E	B	T	L	V
U	W	X	E	A	M	L	V	N	H	C	D
A	O	D	M	S	I	O	E	F	W	X	A
E	R	B	R	B	C	M	C	T	S	N	Z
V	K	G	O	E	E	I	B	X	T	E	E
L	S	M	V	S	T	A	P	E	A	M	A
A	H	S	A	I	R	A	N	M	I	M	K
V	O	B	W	G	N	N	E	T	Y	Z	N
O	P	X	A	E	A	T	I	P	E	L	J
X	M	I	J	S	N	R	A	A	E	I	O
R	N	R	H	O	A	V	I	G	R	R	R
A	E	L	S	M	V	S	X	B	E	D	W

Name.....

Address

.....

Twelve Words To Find

Antenna
 Bargain
 Basement
 Maritime
 Maxcom
 Mobile

News
 Olympic
 Repeater
 Valve
 Vintage
 Workshop

Send your entry (photocopies acceptable with corner coupon) to: Competition Corner, Wordsearch Competition, March '93, PW Publishing Ltd., Arrowsmith Court, Station Approach, Broadstone, Dorset BH18 8PW. Editor's decision on the winner is final and no correspondence will be entered into. Entries to reach us by Friday 26th March 1993.

Competition Corner
 March '93

Receiving You

Dear Sir

What an excellent idea it is to run the competition corner. For many months as a *PW* regular, I have completed the competition for fun, but until now have not sent in my entry in for real!

To be honest I don't mind if I don't win, but enjoy the taking part. It's rather like some of our amateur radio contests! One addition in *Practical Wireless* that would not take up much space, would be to print the answer and lucky winners of the competition corner so that the armchair participants can verify their results and the lucky winners can be glorified in print!

Richard Boittier
G8CUA
Harlow
Essex

Editor's reply: The *PW* team are pleased you enjoy the competitions Richard.

Donna 'Toad' Vincent was literally buried under entries for the Alinco competition as it was so popular. We try to publish the results in 'Newsdesk' (as we did in the January 1993 issue) when space permits, and you'll see them soon. Best of luck!

Dear Sir

Just a little bit of advice to all of your readers, so that they don't have to go through the traumatic experience of courts to get their money back for breaches of contract, by second parties.

Whenever a piece of equipment is deposited with a company for repair or for diagnosis of a fault, make sure all your requests are made clear, and that there are two copies, one for the company and one for yourself. The easiest method of doing this is to make a carbon copy signed by a representative of the company.

If you ask for a fault diagnosis, and the company go ahead and repair the equipment, then they do so at their own volition. Under the law you do **NOT** have to pay for such a repair.

I state all these facts because I paid for a repair that was supposedly done to my radio by one company, and had a receive fault put on the set in the bargain. My original request was for a diagnosis report, estimate as to cost, and no work to be carried out in respect of this fault without my authorisation in writing.

I paid to obtain my radio back into my possession, only to find that the original fault still existed, and that the engineer working for the company had put a receive fault on the set. After nine months of wrangling, letters from the manufacturer, and starting action in the courts for recovery, the company finally settled out of court.

My thanks go to John and Barry at Castle Electronics for finding the fault and eventually putting things to right, and for showing a great degree of expertise. Also to Peter for his great legal mind and the time he gave to bring my case to an end. Be warned!

S. Mayer G0HQH
Newcastle, Staffs

Editor's reply: There's sound advice in your (shortened) letter Mr Mayer. Although radio amateurs are (by the nature of our hobby) aware of repair pitfalls, it's always best to have a written agreement as to what's to happen to your equipment when it needs repairs.

Dear Sir

I was sufficiently annoyed with February's *Practical Wireless* to put pen to paper. I am only an occasional reader of *Practical Wireless*, just buying issues which contain something of particular interest to me.

I have an interest in receivers and in old Eddystones in particular, so when I saw the 'receiving special' label and 'Eddystone receivers' with pictures of a 750 and a 6100, I was pleased to grab it off the newsagent's shelves just as they were closing.

At first I thought that somehow my magazine had the wrong contents, since there was nothing about Eddystone receivers and very little about receivers or receiving at all. However, you did actually mention the Eddystones on the cover and there were a few badly written lines about the present day activities of the company, so I concluded that the contents must be correct.

Surely it is not unreasonable to expect the cover of a magazine to reflect the contents? February's *Practical Wireless* has Eddystone receivers on the cover and contains zilch about Eddystone Receivers! And what about the 'receiving special'? A very general article about building a receiver, also the v.l.f. converter, but nothing more than I imagine would appear in any other edition of *PW*.

Since it induced me, and probably many others to buy the magazine under false pretences, I shall be much more wary of *PW* in future.

A. J. Richards GW4RYK, Montgomery, Powys

Editor's comment: Sorry that you weren't pleased by my cover choice Mr Richards. I felt that as we had a 'receiving themed' issue I just could not let it pass without paying tribute to a famous and long established British manufacturer. However, readers have shown a great deal of interest in Eddystone equipment, and have asked for more. Ron Ham's 'Valve & Vintage' seems the best place to handle it, and I hope readers enjoy the feature when it appears.

Dear Sir

Ref: Code Free A Licences

I have recently been in contact with the Radio Communications Agency regarding the above matter, and having had the information sheet RA148(Rev1) sent to me, it would appear that there is no longer a requirement for any marine radio operator on m.f., h.f., and v.h.f. to be competent in the sending and receiving of Morse code.

Having read this leaflet and had it explained to me in depth by the RA, why do we as amateurs need to take a Morse code test? Is it still to be the old syndrome 'I had to learn so why can't you learn Morse to gain a licence to operate on the h.f. bands'?

In a reply to one of my many letters to the RA, they state that they are looking at a Morse exemption licence, together with the RSGB.

If you feel you would like to gain an (A) licence without having to take a Morse code test why not make your feelings heard in the correct place with the Radio Communications Agency, Amateur Licence Section, Waterloo Bridge House, Waterloo Road, London SE1 8BU to reach them before the 8th March 1993. If you are a member of the RSGB, write to them at Potters Bar and tell them what you want. Someone, somewhere will eventually take notice. Thanks for a great magazine *PW* team.

Brian E. Mould G6FLX
Portsmouth, Hampshire

Editor's reply: Following my comments and invitation to readers in February's 'Keylines', we've had a large postbag on this subject both for and against the idea. We hope to publish extracts from as many as we can in the April issue.

★★★★★ Star Letter ★★★★★


Dear Sir

I have recently started a Novice course and would like to see a section in *Practical Wireless* about the Novice course, or a Novices corner. Also equipment that is covered by the Novice licence, as most equipment advertised, or put on trial runs by your many authors, are mainly for the people who have passed the RAE. I have been reading *Practical Wireless* for four months and find it lacking in the Novice criteria.

PS: If I do win in the competition corner draw, is there a 430MHz version of the Alinco DJ-180? I am confident to pass my NRAE in March!

Mubdi Choudbury, Manchester

Editor's reply: Thank you for your suggestions Mubdi, and we're already working on the project. Watch this space! Best of luck in the Alinco competition.



Send your letters to the editorial offices in Broadstone. They must be original, and not duplicated in any other magazine. We reserve the right to edit or shorten any letter. The views expressed in letters are not necessarily those of *Practical Wireless*. The Star Letter will receive a voucher worth £10 to spend on items from our Book, PCB or other services offered by *Practical Wireless*. All other letters will receive a £5 voucher.

Dear Sir

I am hoping that this letter may be read by some of your major advertisers. I suggest they should make their pages interesting and do themselves a favour in the process, by giving prices of all goods advertised. Some ignore such minor details, which suggests that 'if you have to ask the price you can't afford it'. Others ask us to 'phone, implying that they dare not print such low prices - do they really expect us to make lots of expensive cross-country calls when we are probably just having a look around to see what is on offer?

My other suggestion, on a similar subject, concerns the penny-wise pound-foolish behaviour of some big companies when asked for information. I recently decided it was time for a new mobile rig, and wrote to the big three importers for details and prices.

One sent me a great bundle of interesting information, one sent a well produced brochure, and one sent a single sheet of paper listing their whole range and telling me practically nothing. No prize for guessing which one I did not follow up!

J. A. Gaukrodger
Ottery St Mary
Devon

Editor's comment: I think the main reason for a some prices being left out by advertisers, is that they fluctuate day-by-day. Another problem is that of the time delay between the advertiser's copy arriving in our office, and it being printed. However, to be fair, I hope at least one of our advertisers will write in reply to you Mr Gaukrodger.

Dear Sir

Soon after I started to dabble in a foreign language, I was given two marvellous pieces of advice which to my sorrow I ignored.

The first advice was that when learning a word in one language, it is almost as easy to learn it in three languages at the same time. If the languages sound fairly different for example, French, German and Spanish, you will be surprised how little confusion there will be.

The second advice was that the younger you are, the easier it is to learn.

DO IT NOW!

J. Wilshaw G3MPX
West Wickham
Kent

Editor's reply: I couldn't agree more, it's a pity I'm not younger!

Dear Sir

You ask what valve projects we would like to see in *Practical Wireless*. Surely an absolute must is the all-time classic receiver, the EF50 t.r.f. RX. Published in *Short Wave Magazine* August 1946 and later *SWM* July 1947 by the late Jack Hum G5UM.

I was serving in the Royal Navy as a Radio Mechanic at the time and built this RX as a 'rabbit', first as an OV1 and then later added the r.f. stage. When I got my license in 1948 it was this RX together with an EF50 crystal oscillator, 6V6 power amplifier and a VS1AA antenna that gave me contacts all over Europe with the odd Stateside contact for good measure.

Using 9W input on 7MHz, c.w. of course! Although I had been building receivers since 1938, this little receiver out-performed anything I had ever built before. The original circuit showed choke output for headphones (which we all used in those days!).

The set would quite happily drive a small loud-speaker. The power supply was made from bits salvaged from a defunct domestic receiver. Incidentally I still have the cuttings from *Short Wave Magazine* giving details.

Ron W. P. Wilson G3DSV
Exeter

Editor's comment: If you've got photographs and details of your receiver Ron, I feel sure readers of 'Valve & Vintage' would like to see them. Ron Ham is looking forward to all your letters and memories dealing with older equipment. So, get writing to him!

Dear Sir

Greetings from slightly wintry Wales, and being mindful of how much reading you have to do, and equally aware of my jerky hand-writing these days, I've resolved to borrow my wife's portable Imperial typewriter a little more often, even though the noise does intrude upon the rustic serenity!

It isn't often I mix radio and religion (despite the etherial similarities) but Amen & Amen to your plea for old short wave receivers. I have been looking around, asking, even advertising the same plea for my various types, both this past year for the Noviciates. Most of the available receiver kits (even George Dobbs G3RJV's *Sudden*) are a bit too daunting for beginners.

When the spirit moves, I've a couple more 'What A Good Idea' items for you, but I promise to type them next time!

Wyn Mainwaring
GW8AWT
Llandeilo
Dyfed

Editorial comment: Thanks for your letter Wyn. A good commercially made receiver (an Eddystone is a dream for some youngsters) is a great boost for those starting off in the hobby. Funnily enough, owning such sets often triggers off the urge to try building one! Your typing and shorter letters are much appreciated, as the old Editorial eyes aren't what they used to be!

New address

***Practical Wireless* and *Short Wave Magazine* have moved to Arrowsmith Court, Station Approach, Broadstone, Dorset BH18 8PW.**

Full details on the contents page.


Send your news, photographs and product information to Sharon George at our Broadstone office.

New Hands Free Communication Units

Technotrend Ltd. of Farnborough, Hampshire, England, is offering Vox operated Hands Free and semi Hands Free units for use with Private Mobile Radio and Trunked Radio equipment.

These high quality units are compatible with most radio types without any need for modification to the radio. The easily installed electronics units have been designed to provide clarity of speech and suppression of outside noise. They are supplied with a versatile PTT (press to talk) switch and quality microphone, which have been specifically designed for in-vehicle use. These competitively priced units have applications for professional users such as police, fire, ambulance and public utility vehicles. Distributors are also sought.

For further information, contact **Technotrend Ltd., Unit B5, Armstrong Mall, Southwood Summit Centre, Farnborough GU14 0NR. Tel: (0252) 373242.**



A hands-free communications unit from Technotrend.

Solar-Powered Plant Turner

The new Maplin Plant Turner will support up to 30lbs weight and slowly turn the plant during the day. This will help to promote healthier, well-developed plants, and no more lop-sided plants in the shack.

The small solar panel is attached to a 1m long flying lead, so the cell can be positioned for maximum sunlight. The turntable is 155mm in diameter and has a raised edge. It is finished in two-tone green plastic.

Other possible uses include displays in shop windows or to create an eye-catching display inside cabinets. Bright incandescent light will also operate the plant turner.

Dimensions 161x65mm. Order details: BZ49D Plant Turner, £6.95 (inc. VAT). **Maplin Electronics PO Box 3 Rayleigh Essex SS6 8LR. Tel: (0702) 552911.**

Can You Help?

I have been given a 'Stephens-James Ltd.' MkII multi-tuner for restoration. I have tried writing to them at their Warrington address, but I believe they have ceased trading. Could you possibly ask your readers if anybody could help me with a brochure/circuit description. I will gladly refund any costs incurred. **Graham Williams, 'Alltwen', 44 Mayfield Drive, Buckley, Clwyd CH7 2PN.**

Has anyone a handbook of the Taylor 45D2 valve tester they could loan me, please? Or a copy of a booklet published during the war, entitled *Morse In Seven Days* by Vic Lewis? Will gladly reimburse costs. **Douglas Byrne G3KPO, 52 West Hill Road, Ryde, Isle of Wight PO33 1LN. Tel: (0983) 567665.**

Has anyone any servicing instructions/circuit diagrams for Clarkes Atlas, type A17 radio receiver. **David Maxwell on (0484) 450982 day or (0484) 604546 evening.**

I am trying to locate a copy of technical bulletin DTB4, published some years ago. Buy or photocopy. All expenses would be met of course. **Mr J. McGowan, 20 Keats Avenue, Romford, Essex RM3 7AR.**

Dennis Godfrey G0KIU would like any RAFARS members, or any past or present RAF personnel, to contact him on **(0623) 659514**, with a view to setting up regular meetings in the Nottinghamshire area.

Wanted. Any information, circuit diagrams, etc., or ideas, where I may obtain these for a Totsuko TR2100M 2m s.s.b. transceiver, possibly also marketed as a Shimuzu. All costs willingly met. **Tom Burke G1LXU. Tel: (0472) 602335.**

When contacting manufacturers or organisations in 'Newsdesk', please mention that you read it in *Practical Wireless*

Mains Power In Your Car?

Until now you have had to rely on noisy and expensive generators for 240V power to operate mobile radio communications or computer systems. But now, help is at hand with the Merlin Pro Watt range of d.c. to a.c. inverters. These can be either plugged into the cigarette lighter in your car, or wired direct to the battery, the unit simply and silently converts 12V d.c. power to 240V a.c., allowing you to benefit from mains power anywhere anytime.


Ideal for radio amateur enthusiasts, microwave ovens, TVs, videos, computers, chargers, power tools, etc. This family of inverters consists of four models, the pocket-sized 125i and 200i, which have 125 and 200W continuous output with peak power of 400W. The 800i is rated at 800W continuous and 2000 W peak power. For really big demands, the 1500i delivers 1500W continuous and 3500W peak.

You needn't worry about running down your battery, all units feature a low battery protection circuit which shuts the unit down should the battery voltage drop below 10.7V. They also feature overload and overheat protection.

If you have higher output requirements, Merlin have inverters with power outputs of up to 22.5kV sinewave or pure sine wave output forms.

Prices are as follows: 125i £99.95; 200i £180.00; 800i £338; 1500i £517.75. All prices exclude VAT and carriage at cost.

For more information, please contact **John Hortop on (0491) 613027.**



BBC World Service Television

BBC World Service Television has recently added a new high flying audience to its millions of viewers on the ground for the New Year.

As from 1 January 1993, passengers on all international Lufthansa flights have been able to keep up-to-date with the latest world events with BBC World Service Television. The news will be recorded live off air and dubbed into German. Translations are monitored by BBC World Service's German Service.

The arrangement - made with Cintec Airline News, based in Frankfurt - marks

the fourth major in-flight entertainment deal for BBC World Service Television. Currently, Cathay Pacific, British Airways and Royal Brunei also carry the service.

BBC World Service Television is a wholly owned subsidiary of the BBC. It is entirely self-funding. It is currently available in Europe, Asia, Africa, the Middle East and Canada, and aims to be global by the end of 1993. BBC World Service news bulletins are also carried on NTV - Germany's first 24-hour news channel launched in October.

Sweet News From Bulgin

The concise and colourful RITEL range of control knobs now provide perhaps the widest and most comprehensive range on the market.

With diameters from 8mm to 45mm, they're available in four basic colours, and offer a choice of push-fit or collet fixing to suit metric and imperial diameter shafts.

Ritel knobs are styled to match your product or project, and while push-fits come in a selection of matt black or light grey, collet versions are supplied in light grey, dark grey, black or red. Metallised types are also available and the range is further enhanced by wing and arrow shaped types for versatility.

Customisation can be made by using the vast selection of snap-in caps, available in various profiles and colours in a wide variety of marking options.

A full range of accessories, including dials, starters, pointers and nut covers, complete this range.

A. F. Bulgin & Co. Plc
Bypass Road
Barking
Essex IG11 0AZ
Tel: 081-594 5588.

Newsdesk '93

Radio Amateur Relief Expeditions

In March 1991, a group of radio amateurs from around the country joined a team of volunteers to travel across Europe to become part of a team of relief workers in Romania. Their help in providing communications between eight projects - hospitals and orphanages and a central store, and also a link back to the UK from the town of Turnu Severin in the Mehedinti area, greatly contributed to the efficiency of the project.

The event made a lasting impression on some of the team and when, in 1992, further projects were arranged in the same area, together with some more interested radio amateurs they returned, and not only provided radio communication, but also became involved in the practical side of the work, in finding equipment, supplies and drugs for the rural medical centres which were being renovated and set up.

As the involvement in these projects became known, more requests for help began to come through, and after a great deal of thought, it was decided to set up an organisation called Radio Amateur Relief Expeditions (RARE), to properly organise and co-ordinate events.

Lead by Dave Davies G0KWY of Swansea and Don Sunderland G6FHM of Shrewsbury and assisted by a retired senior army officer, it's hoped to achieve charity status and to create a database of radio amateurs who wish to help and/or take part in expeditions.

Some of the current projects include, finding specific items requested by Turnu Severin Hospital in Romania. They've also had requests for radios to be used for hostels for the home-less street children in Bucharest; help in setting up a kindergarten in Bucharest; and relief work in Yugoslavia.


The group need your help, and the under-privileged and stricken people also need your help. Members not able to go on expeditions could play an essential part in procuring equipment, etc., and fund raising. (It costs over £1000 to send a wagon to Romania).

The new group also need members who have skills and experiences as well as being radio amateurs - medical, engineering, teaching, building, HGV drivers, etc.

If you feel you would like to join them, please contact **Don Sunderland G6FHM**, sending brief details of your experiences and skills and how you feel you could help.

1 Allfield Cottages
Condover
Shrewsbury SY5 7AP
Tel: (0743) 873815.

Go Fly A Cornish Kite



A personalised Cornish Kite for a v.h.f. operator keen to work DX.

John G0JVR getting the 'needle' into a job!

As a keen radio amateur as well as a kite manufacturer, John G0JVR of Cornish Kites, enjoys lifting the antenna by means of a kite. The local club GB2GM Poldhu, often use their own kite in conjunction with the permanent antenna systems at Poldhu (which is of course connected with Marconi's early transatlantic tests), for special events such as International Marconi day. The men really enjoy playing radio and kite-flying at the same time, and of course the signal reports are greatly enhanced.

There are kite designs to suit different weather conditions, from the

gentlest breeze through to what people in Cornwall call 'bracing'. Cornish Kites have been manufacturing kites for 17 years and are now enjoying a lot of interest both in the UK and abroad from radio amateurs wanting the convenience of a personalised kite for mobile or maritime mobile use.

All kites are hand-made in Cornwall using 100% Spinnaker Nylon, for strength and durability without much weight.

For further information, contact **Cornish Kites, The Workshop, Mullion, Cornwall TR12 7DN. Tel: (0326) 240144.**

New Headquarters For ITC

The Independent Television Commission has signed a long-term lease on new headquarters in London. The ITC will be moving in the summer from their long-established present location opposite Harrod's in Brompton Road, which was also the location for their predecessors the ITA and IBA.

The new building is significantly smaller

than the ITC's present building, and reflects the overall reduction in the staffing levels of the Commission and of the number of staff based in London.

The new building at 33 Foley Street, London W1, has been completely refurbished and renovated by the developers and is now re-fitted to meet the needs of the 105 staff who will work there. Interestingly, the

new building used to be the headquarters of Worldwide Television News, and it also had an earlier association with ATV, the predecessor of Central Television.

Last December, a further 40 staff moved, or are in the process of moving to King Worthy Court in Kings Worthy, Hampshire, mostly from the old IBA Engineering Headquarters at Crawley Court,

Winchester. The Crawley Court location is now the headquarters of National Transcommunications Ltd., the now-privatised former IBA Engineering Division.

Several more staff will be relocated from London during the first six months of 1993 and the total number of ITC staff, including its 12 national and regional offices, is now 190.



Fig. 1: The Yeovil Club Chairman, Derek Alexander G4GVM (left) and Charles Leitch G1XKS busily working on the final setting-up on their Yeovil transceivers, watched over by (left to right) G3ICO, s.w.I. Brian, Yeovil Project designer Tim Walford G3PCJ and G3GC, G4JBL, G7GDY and G3CQR. Photograph by B. F. Hillard.

The Yeovil Club Project

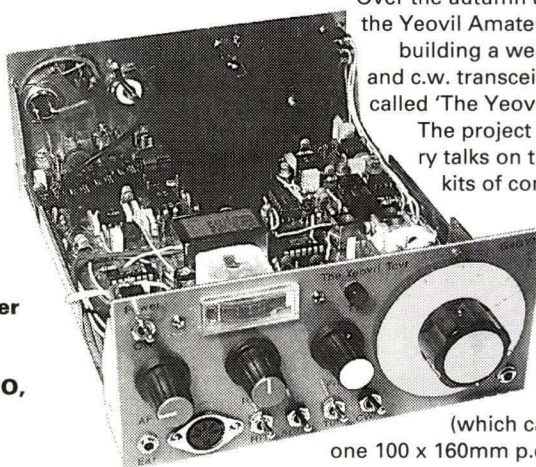


Fig. 2: A close-up view of the completed Yeovil Club Project, providing a good idea of the compact, but uncomplicated nature of the transceiver. A comprehensive 50-page manual has been prepared, so that other clubs may join in the project. Full details are available from Tim Walford G3PCJ. Photograph by B. F. Hillard.

Over the autumn and winter, 14 members of the Yeovil Amateur Radio Club have been building a well specified 10W p.e.p. s.s.b. and c.w. transceiver for 3.5 and 14MHz, called 'The Yeovil'.

The project has consisted of explanatory talks on the theory, and the issuing of kits of components for members to build at home. The project was then backed up by test nights at the club, covering each of the three main blocks of the receiver and two more for the transmitter.


The Yeovil receiver (which can be used on its own) is on one 100 x 160mm p.c.b. with the transmitter on a second, similar p.c.b. The complete transceiver project have cost approximately £110, but spread over several months has eased the burden!

The complete rig consists of a bi-directional super-het with a 9MHz crystal filter with conventional or varactor tuning. The transceiver also has a.g.c., c.w. filter, r.i.t., electronic transmit-receive switching, a push-pull f.e.t. final r.f. amplifier, low-pass filters, antenna matching bridge with semi break-in control, and sidetone for c.w.

Although designed for a 12V d.c. supply, up to 40W p.e.p. can be obtained with higher voltage supplies. A comprehensive manual has been produced so that other clubs might like to try the project for themselves. Full details can be obtained from: **Tim Walford G3PCJ, Upton Bridge Farm, Long Sutton, Langport, Somerset TA10 9NJ.**

Astronaut Becomes Honourary Member Of RSGB

Britain's first astronaut, Helen Sharman, has been made an honorary member of the Radio Society of Great Britain. The honour was bestowed on Helen on January 11 because of her valuable work in interesting schoolchildren in space and radio communications during her flight in the Soviet space station *Mir*, during 1991. The presentation was made by the new RSGB President for 1993, Peter Chadwick G3RZP.



The 3M (UK PLC) company have recently enhanced their range of 2mm board mount sockets and headers.

3M United Kingdom Connectors

The 3M (UK plc) Company have recently enhanced its range of connectors, with the addition of a series of 2mm board-mounting sockets and headers.

The 3M company claim that they offer the widest range of 2mm connectors offered by a single manufacturer. Their series 15 includes right-angle and straight board-mount sockets, low profile, through-board bottom entry sockets, and pin strip headers.

The range of connectors are designed to save up to 38% of p.c.b. space, and 47% of above-board height compared to equivalent 0.1in grid industry-standard products. The connectors are end and side stackable to maximise the use of p.c.b. space, thereby helping to reduce costs.

The connectors are suitable for through-hole and surface mount applications. They incorporate a glass-filled polyester or liquid-crystal polymer body (LCP). The LCP material; withstands the higher temperatures associated with infra-red and vapour soldering techniques.

For further details contact: P. Lindsay Powell at 3M United Kingdom plc, Market Place, Bracknell, Berkshire RG12 1JU. Tel: (0344) 858509.

Club News

Please send in all of your 'Club News' items to Sharon George at the new editorial offices in Broadstone.

Bedfordshire

Shefford & DARS. Thursdays, 8pm. Church Hall, Amptill Road, Shefford, Bedfordshire. February 25 - Shacklog 3, the new version by Alan Jubb G3PMR, March 11 - Recovery of the Olympus Satellite. **Paul G1GSN on (0462) 700618.**

Berkshire

Newbury & DARS. Wednesdays, 7.30pm. Bucklebury Memorial Hall. February 24 - Mini Lecture night. **(0635) 46241.**

Reading & DARC. 2nd & 4th Thursdays, 8pm. The Woodley Pavilion, Woodford Park, Haddon Drive, Woodley, Reading. February 11 - The Computer In Amateur Radio by John Linford G3WGV, 20th - Help With Girl Guides Thinking Day by G0PUB, 25th - Digital Modes & Equipment, ICS Electronics Ltd., March 11 - Club Quiz vs Maidenhead Club. **Nick Challacombe G0LGG on (0734) 722489.**

Buckinghamshire

Aylesbury Vale RS. 1st & 3rd Wednesdays, 8pm. Village Hall at Hardwick. February 17 - The Oscilloscope & Its Uses by N. Pritchard G8AYM, March 3 - RSGB Video evening. **Martyn G4XZJ on (0296) 81097.**

Cheshire

Mid-Cheshire ARS. Cotebrook Village Hall, Cotebrook, nr. Northwich, Cheshire. February 24 - Pancake night, March 3 - on air night, 10th - talk on CW by Dave G4XUV. **Mike Baguley G7LQD on (0606) 331210.**

Stockport RS. 2nd & 4th Wednesdays, 7.45pm. Room 14, Dialstone Centre, Lisburne Lane, Offerton, Stockport, Cheshire. March 10 - Amateur TV by R. Dexter G0ITP. **Jim France G3KAF on 061-439 4952.**

Clwyd

Wrexham ARS. Maesgwyn Community Centre, Maesgwyn Road, Wrexham. February 16 - Video night - Amateur Television, March 2 - talk. **Ian Wright GW1MVL on (0978) 845858.**

Cornwall

Cornish RAC. Village Hall, Perranwell Station, Perranwell, nr. Truro. 7.30pm. February 15 - Computer Section, March 4 - Power Supplies by Bert G3VWK, 9th - Activities night. **Geoff Bate on (0209) 820836.**

Derbyshire

Buxton Radio Amateurs. Lee Wood Hotel, Buxton, 8pm. February 23 - Video night, March 9 - Fox Hunts explained. **Derek Carson G4IHO on (0298) 25506.**

Derby & DARS. Wednesdays, 7.30pm. 119 Green Lane, Derby. February 24 - Packet Radio by Ed G0INA, the sysop of the GB7BAD & GB7NOT bulletin boards, March 3 - Junk Sale. **Richard Buckby G3VGV on (0773) 852475.**

Devon

Appledore & DARC (Devon). 3rd Mondays, 7.30pm. Appledore Football Clubroom. February 15 - Morse class & construction demo & talk by Bob Short G3GNR. **Reg Lyddon G4ETJ QTHR on (0237) 477301.**

Torbay ARS. Fridays, 7.30pm. ECC Social Club, Highweek, Newton Abbot. February 19 - AGM. **Andy Stafford G4VPM on (0803) 329055.**

Dorset

South Dorset RS. 1st Tuesdays, 7.30pm. Wessex Lounge of Weymouth Football Club. March 2 - Bring, Buy & Barter. **Mike Lenzi G7HNY on (0305) 773860.**

Down

Bangor & DARS. 1st Fridays, 8pm. Winston Hotel, Queens Parade, Bangor, Co. Down. March 5 - Medical Electronics by Jim Brown G14BXB. **Des Buckley G13HCP on (0247) 460251.**

Dumfries & Galloway

Wigtownshire ARC. Thursdays, 7.30pm. Community Education Office, Stranraer Academy. **Ellis Gaston G4MHPK on (0581) 2202.**

East Sussex

Hastings Electronics & RC. 3rd Wednesdays, 7.45pm. West Hill Community Centre, Croft Road, West

Hill, Hastings. February 17 - Weather Recording by G4ITM, AGM. **G3YYF on (0424) 830454.**

Southdown ARS. 1st Mondays, 7.30pm. Main hall of the Chaseley Home for Disabled Ex-Servicemen, South Cliff, Eastbourne. Wednesdays (Morse) & Fridays (Novice & RAE), 7.30pm at the clubrooms, Hailsham Leisure Centre, Vicarage Road, Hailsham. February 1 - PMR Problems by Keith G8HGM. **John Vaughan G3DQY on (0323) 485704.**

Essex

Braintree & DARS. 1st & 3rd Mondays, 8pm. Community Centre, Victoria Street, Braintree. February 15 - PMR Conversion - practical G3PEN/G0DEC. **M. J. Andrews on (0376) 327431.**

Chelmsford ARS. 1st Tuesdays, 7.30pm. Marconi College, Arbour Lane, Chelmsford, Essex. February 21 - East Coast AR & C Rally, Clacton-on-Sea, 27th - Rainham Radio Rally, Gillingham, Kent, March 2 - History Of Radar by Stan Woods. **Roy & Ela Martyr G3PMX & G6HKM on (0245) 360545.**

Greater London

Acton, Brentford & Chiswick ARC. 3rd Tuesdays, 7.30pm. Chiswick Town Hall, Heathfield Terrace, London W4. February 16 - WAB by G0HHP. **Colm Mulvany G0JRY on 081-749 9972.**

Clifton ARS. 'Earl of Derby' Public House, Dennetts Road, New Cross, London SE14. February 19 - HF evening, March 5 - Film evening. **Keith Lewis on 081-859 7630.**

Edgware & DRS. Watling Community Centre, 145 Orange Hill Road, Burnt Oak, 8pm. February 11 - Model Rockets by Bob Goss G4CQF, 25th - Morse Training evening, March 11 - Bring & Show evening. **Howard Drury G4HMD on (0923) 822776.**

Silverthorn RC. Fridays, 7.30pm. The Chingford Community & Adult Education Centre, Friday Hill House, Simmons Lane, Chingford, London E4 6JH. February 19 - Preparation evening for Thinking Day on the Air event, 20th - Thinking Day on Air event in association with the Guide & Brownie Troops that meet in Chingford. **Andrew Mowbray G0LWS on 081-529 4489 between 5.30 & 6.30pm weekdays only.**

Southgate ARC. Winchmore Hill Cricket Club Pavilion, Firs Lane, Winchmore Hill, London N21. February 11 - Multi-mode Action on the Air, 25th - Inter-Club Darts Match, March 11 - Rig Check evening by Donald G4DFB. **Brian Shelton G0MEE on 081-360 2453.**

Gwynedd

Dragon ARC. 1st & 3rd Mondays, 7.30pm. Four Crosses Hotel, Menai Bridge. February 15 - A Rough Guide To QRP by Stewart Rolfe GW0ETF, March 1 - St. David's Day Radio Eisteddfod - look out for list of competitive events. **Tony Rees GW0FMO on (0248) 600963.**

Hampshire

Basingstoke ARC. 1st Mondays, 7.30pm. Forest Ring Community Centre, Sycamore Way, Winklebury, Basingstoke. February 28 - 2m Direction Finding Competition OS185 Fox: Dave G7JZU. **(0256) 25517.**

Horndean & DARC. 1st Thursdays, 7.30pm. Horndean Community School, Barton Cross (off Catherington Lane), Horndean, Hants. March 4 - Control & Communications/First Action First Aid - Hampshire Ambulance Service. **Stuart Swain G0FYX on (0705) 472846.**

Itchen Valley RC. 2nd & 4th Fridays, 7.30pm. Scout Hut, Brickfield Lane, Chandlers Ford. February 12 - Photography Update includes Close-ups & restoring black & white prints by Bob Thomas, 26th - open meeting. **Maurice Cheeseman G11PQ on (0703) 736784.**

Hereford & Worcester

Bromsgrove & DARC. Fridays. Avoncroft Arts Centre, South Bromsgrove, Worcester. February 12 - Photography. **Joe Poole G3MRC on (0562) 710010.**

Hertfordshire

Cheshunt & DARC. Wednesdays, 8pm. Church Room, Church Lane, Wormley, nr. Cheshunt, Herts. February 17 - natter night, 24th - Amateur TV Repeater talk & demo by Adrian G00JY, March 3 - Members Forum, 10th - Quiz night hosted by Alvin G1VXD. **Roger Frisby G40AA on (0992) 464795.**

Dacorum AR & TS. 1st (informal) & 3rd (formal) Tuesdays, 8pm. The Heath Park, Cotterells, Hemel Hempstead. February 16 - Aerial Design part 2 by Mike Goodwin G0NJI. **Dennis Boast G1AKX on (0442) 259620.**

Hoddesdon RC. Alternate Thursdays, 8pm. Conservative Club, Rye Road, Hoddesdon, Herts. March 4 - natter night. **Roy G4UNL on 081-804 5643.**

Stevenage & DARS. Ground Floor Rear Suite, Sitec Building, Ridgmond Park, 7.30pm. February 16 - Practical night - On Air Practice & Procedures, 23rd - The American Experience Take 2 by Tony G0OVQ. **Pete Daly G0GTE on (0438) 724991.**

Humberside

Bridlington & DARS. Alternate Thursdays, 7.30pm. Combined Cadet Building at Bridlington Upper School, Bridlington. February 19 - Computer Programming by Keith Goodyear. **Norman Bedford G4NJP on (0262) 673635.**

Kent

Bredhurst T&RS. Thursdays, 8.15pm. Parkwood Community Association, Parkwood Green, Rainham, Kent. **Martin Pearson G7JBO on (0634) 365980.**

Sevenoaks & DARS. January 18 - Semiconductor Manufacture by Eddie Brownlow. **The Secretary, c/o Sevenoaks District Council, Council Offices, Argyle Road, Sevenoaks, Kent TN13 1HG.**

Lancashire

Hesketh ARC. Every other Tuesday. Birkdale, Southport. February 16 - QRP on the air, March 3 - Bring & Buy. **Bernie G7DEM on (0704) 63344.**

Lincolnshire

Grantham RC. 1st & 3rd Tuesdays, 8pm. Kontak Sports & Social Club, Barrowby Road, Grantham. February 16 - ATU's by John G3VSX, March 2 - Fire Prevention in the Shack. **John Kirton G8VWJ on (0476) 65743.**

Lincoln Short Wave Club. Wednesdays, 7.30pm. City Engineers Club, Central Depot, Waterside South, Lincoln. February 17 - Surplus Equipment Auction. **John Riddoch G1TSL on (0522) 750757.**

Spalding & DARS. Fridays, 8pm. The Riverside Centre, The Old Fire Station, Double Street, Spalding, Lincolnshire. February 12 - Communications & Motor Sport by G7HNM. **David Johnson on (0778) 425367 (6-7pm).**

Merseyside

Liverpool & DARS. Tuesdays, 8pm. Churchill Club, Church Road, Wavertree, Liverpool. February 16 - Weather Satellites by G3PDC, 23rd - Surplus Sale, March 2 - Quiz, 9th - Activity night. **Ian Mant G4WWX on 051-722 1178.**

Wirral & DARC. Irby Cricket Club, Mill Hill Road, Irby, Wirral, 8pm. January 20 - D&W, Black Horse, Lower Heswell, 27th - Surplus Equipment Sale. **Paul Robinson G0JZP on 051-648 5892.**

Middlesex

Echelford ARS. Community Hall, St. Martin's Court, Kinston Crescent,

Ashford, Middlesex, 7.30pm February 11 - Intruder Watch by J. Cleeve G3JVC, 25th - Construction Contest evening - bring your latest project. **P. Townshend G6PMT on (0344) 843472.**

Norfolk

Dereham ARC. 2nd Thursdays, 8pm. St. Johns Ambulance Hall, Yaxham Road, Dereham. March 11 - Strange Noise on HF explained. **Mark Taylor G0LGJ on (0362) 691099.**

Norfolk ARC. Wednesdays, 7.30pm. The Norfolk Dumpling, The Livestock Market, Harford, Norwich. February 17 - Science For All by Arnold Tomalin G3PTB, 24th - informal & night on the air. **Jack Simpson G3NJQ on (0603) 747992.**

Northants

Kettering ARS. Tuesdays, 7.30pm. Electricity Sports & Social Club, Eksdale Street, Kettering. February 23 - Gas Distribution & Radio Links by a speaker from British Gas. **Len GORDV (but QTHR as G7EHM) on (0536) 514544.**

Nottinghamshire

Mansfield ARS. Polish Catholic Club, off Windmill Lane, Woodhouse Road, Mansfield. March 4 - The British Repeater Network by G8SSL. **Mary G0NZA on (0623) 755288.**

Nottingham ARC. Thursdays, 7.30pm. Sherwood Community Centre, Mansfield Road, Nottingham. February 11 - Generating your own Power, 18th - construction/ activity/ prep for TDOA, 25th - The Lundy Island Dxpedition by Lionel G5LP, March 4 - Forum/Foxunt Forum, 11th - Around the World In 43 Days by G4MHB. **Ian Miller G4JAE on (0602) 232604.**

South Notts ARC. Highbank Community Centre, Farnborough Road, Clifton Estate, Nottingham, or Fairham Community College, Farnborough Road, Clifton Estate. February 12 - construction (Fairham College), 19th - Talk-in/The Secret War by Henry Balen, 26th - on air, March 5 - Talk-in (S22)/ Open Forum. **Ray G7ENK on (0602) 841940.**

Scotland

Aberdeen ARS. Fridays, 7.30pm. 35 Thistle Lane, Aberdeen. February 12 - The Great Morse Debate, 19th - Electrotherapy by Bill GM3FRI, 26th - How I Got Started In Amateur Radio by various speakers, March 5 - Junk Sale. **John GM1TDU on (0224) 706619.**

Dundee ARC. Tuesdays, 7pm. College of Further Education, Graham Street, Dundee. February 16 - construction night, 23rd - A holiday In South Africa by Sam Hall

GM2AOL. George Millar GM4FSB, 30 Albert Crescent, Newport-on-Tay, Fife DD6 8DT.

Wigtownshire ARC. Thursdays, RAE & Morse, chats, etc. Stranraer Academy, 7.30pm to 10pm. **Ellis Gaston GM0HPK on (0776) 7215 evenings or (0294) 217979 day.**

Somerset

Taunton & DARC. 1st & 3rd Fridays, 7.30pm. The Basement, County Hall, The Crescent, Taunton. Other Fridays informally for station operation, Morse code class, natter. February 19 - Visit to Somerset County Archives. **Mr Lindsay-Smith G3WNI on (0823) 680778.**

Yeovil ARC. Thursdays. Red Cross HQ, Grove Avenue, Yeovil, Somerset. February 11 - Vintage Radio by G7LNJ, 18th - Club project 20/80m Transceiver Theory by G3PCJ, 25th - Don't Be Afraid Of CW by G3GC, March 4 - Club project 20/80M Transceiver Final Testing by G3PCJ. **Cedric White G4JBL on (0258) 73845.**

South Glamorgan

Barry ARS. Alternate Thursdays. Old College Inn. February 21 - Barry Mobile Radio Rally, Barry Leisure Centre. **Ann MacKay GWOSQT, QTHR.**

South Yorkshire

Barnsley & DARC. Mondays. Radio club room & shack, at the rear of the Darton Hotel, Station Road, Darton, Barnsley. March 1 - on the air night, 8th - proposed talk. **Ernie G4LUE on (0226) 716339.**

Suffolk

Felixstowe & DARS. March 1 - radio-related video evening at Orwell Park School, Nacton, Ipswich. **Paul Whiting G4YQC on (0394) 273507.**

Sudbury & DARC. 1st Tuesdays, 8pm. Five Bells Inn, Great Cornard, Sudbury, Suffolk. February 14 - Cambridge Rally, 21st - East Coast Amateur Radio & Computer Rally, March 2 - SANRA Club night at the Five Bells, Great Cornard, natter 'n' noggin night, with a raffle. **Colin Muddimer G0PAO on (0787) 77004.**

Surrey

Surrey RCC. Terra Nova' The Waldrons, Waddon, Croyden, Surrey. February 15 - natter night, March 1 - Surplus Sale. **Berni G8TB on 081-660 7517.**

Sutton & Cheam RS. 3rd Thursdays, 7.30pm. Sutton United Football Club, The Borough Sports Ground, Gander Green Lane, Sutton,

Surrey. Natter nights - 1st Thursdays. February 18 - constructional contest, March 4 - natter night, 6th - Annual Dinner at the Sutton United Football Club. **John Puttock G0BWW, 53 Alexandra Avenue, Sutton SM1 2PA.**

The Kingston & DARS. 3rd Wednesdays, 8pm. Alfriston, 3 Berrylands Road, Surrey KT5 8RB. February 17 - SWR Bridges, a.t.u.s, etc., by G. Cripps G3DWW. **Ray Fuller on 081-398 1128.**

Wimbledon & DARS. 2nd & last Fridays. St. Andrews Church Hall, Herbert Road, Wimbledon SW19. February 12 - Vertical antenna adjustment, 26th - The History Of Cameras by Chris G0KEB. **Chris Frost G0KEB on 081-397 0427.**

Warwickshire

Stratford-Upon-Avon & DRS. 2nd & 4th Mondays, 7.30pm. Home Guard Club, Main Road, Tiddington, Stratford-Upon-Avon, Warwickshire. February 22 - Test Equipment evening, Terry Downing G3MXH, March 8 - RF Problems Associated With Motor Vehicles by Tom Dobedoe & Mike Nielsen. **Alan Beasley G0CXJ on (0608) 82495.**

West Yorkshire

Halifax & DARS. 1st & 3rd Tuesdays, 7.30pm. Running Man Public House, Pellon Lane, Halifax. February 16 - Junk Sale - Queens Road Neighbourhood Centre. **David Moss G0DLM on (0422) 202306.**

Keighley ARS. The Ingrow Cricket Club, Ingrow, Keighley, 8pm February 11 - New High-Speed Nicad Charging, short talk by G3RXS, 18th - night on the air GX0KRS GX7KRC, 25th - Visit to West Yorks Fire HQ, March 4 - natter night, 11th - The Sky, The Beauty & The Wonder by Mr Dougherty. **Kathy Conlon G0RLO on (0274) 496222.**

Wiltshire

Trowbridge & DARC. 1st & 3rd Wednesdays, 8pm. Southwick Village Hall, 8pm. March 3 - Direct Conversion RX by G0BBL. **Ian G0GRI on (0225) 864698.**

News
club

Review

I recently had to replace my antique and unreliable oscilloscope. I sourced a suitable surplus oscilloscope, but nearly died of shock when told the price.

What happened to the surplus equipment prices of my youth? So, when *PW* gave me the MX-9000 to review, the first thing to enter my mind was its cost, knowing that the answer might invoke a sharp intake of breath.

The people at SAJE Electronics boast unashamedly, that the price of £399 plus VAT, represents excellent value for money. So, armed with my catalogues I set about checking their claim.

When the instrument arrived, I found an auto-ranging digital multimeter, a 100MHz counter timer, a 0-2MHz function generator and a three rail power supply, at an astounding total price. After checking the specifications, of the items of test equipment I'd sourced, against the MX-9000, I became convinced, that SAJE were right in their claim.

Multimeter Important

The multimeter, to my mind, is the most important item of test gear in any electronic constructor's workshop. The digital multimeter (d.m.m.) supplied with the MX-9000 is a very practical instrument. It's an auto-ranging type, leaving both hands free to hold the test prods in place.

A second feature is a memo button that stores one reading. This reading is used as a reference for following readings, giving a difference-between-two-values reading capability. The controls of the meter are very easy to operate, and the three and half digit l.c.d. display has reasonable visibility at most viewing angles.

Operating the meter is very straightforward. Select the units to be measured via the rotary switch, and plug the test prod in the appropriate sockets, and let the meter take care of the range needed. Changing from a.c. to d.c., or high/low ohms requires only a flick of a switch.

The meter has overload protection (for a limited time), with the exception of the high current range. The low current ranges are protected by a fuse. No standard meter was available to check the accuracy of the unit, but it it compared favourably with my works d.v.m.

I found the two prod type test leads, supplied as standard, adequate. But my personal preference has always been for the option of at least one, preferably both, prods replaceable by an insulated crocodile clip.

Frequency Counters

Being a v.h.f. radio enthusiast can cloud your judgment at times, particularly when it comes to digital frequency counters. Because of this, I found myself wondering why only 100MHz maximum?

The obvious answer is that the MX-9000 is designed and built to a given budget. After talking with a few electronics (only) enthusiast friends, I was convinced that Maxcom had found a good compromise.

The timer section of the MX-9000 counter will obviously come into its own when working on digital circuitry. Especially if you have only a very basic oscilloscope. For people like myself, a pre-scaler would make the MX-9000 counter timer into an instrument that would work on digital and v.h.f. analogue circuits.

On test, the sensitivity of the counter was more than adequate and certainly better than the manufacturer's specification. After only a 15-minute warm-up period, the accuracy of the counter when checked against a workshop standard was within $\pm 200\text{Hz}$ at 10MHz and 100MHz.

The only problem I had with the counter section was reading the display. I found this to be too dim for stronger workshop lighting. The display is, at best, a strain on the eyes and for long periods could give headaches.


The input (Hi impedance) of the counter is via a BNC socket. It may be linked to read the frequency of the function generator.

A nice touch, is a switchable -10dB pad giving the counter a degree of input protection. A coaxial lead with BNC and crocodile connectors is provided for use with the counter or function generator.

Function Generators

Working in a test house, as I do, makes you appreciate the usefulness of function generators. These are normally used as a means of providing a complex waveform to stimulate systems or circuits under test. The function generator provided in the


**Richard Ayley
G6AKG, looks at
the One Box -
Four test
Instrument
system from
Maxcom.**



Maxcom MX-9000

Review

Fig. 1: The power supply section of the MX9000, showing the open method of construction.



MX-9000 would be a very useful addition to our range of test equipment.

The generator in the review model, covers 0.02Hz to 2MHz in seven ranges and provides sine, triangle, skewed sine, ramp, pulsed and square waveforms. The latter at t.t.l. level if required.

Both 50 and 600 Ω impedance outputs are provided, with a 2V maximum output under load and more than 3V at the t.t.l. output. The symmetry and d.c. offset of each of the waveforms can be varied by two separate front panel controls.

Useful Feature

A very useful feature of the generator, is that an external ramp voltage may be applied to sweep the frequency of the generator. One use of this feature popped into mind immediately, and that is to use it in conjunction with a 'scope to view the response of audio filters or even receiver i.f. filters. That's the radio amateur speaking again, sorry!

Also provided is an internal ramp generator which will sweep the frequency of the function generator, either logarithmically or linearly over a variable time setting between 20ms and 2s. The level of harmonics for the sine wave output were checked using an audio spectrum analyser, and seemed to be in the order of 5 to 10dBs lower than those quoted.

The feature previously mentioned of enabling the counter to be connected internally to the output of the function generator is helpful. This is because the calibration of the frequency setting dial was less than accurate.

Power Supply

Now it's time to look at the power supply facility. If there ever was such an over-priced section of the market, the bench power supply section must be it.

To my way of thinking, the average bench power supply can be put together by just about any electronics hobbyist worth his salt. There are many good and simple designs available, which makes the price asked for some of the lower specification commercial units scandalous. Because of this, the power supply section of the MX-9000 alone can make the instrument seem good value for money.

The MX-9000 p.s.u. provides two fixed supply rails, one of 5V at 2A and the other 15V at 1A and a third rail rated 0-50V, 500mA. This rail is fitted with a current trip control which is very frustrating to use and to my mind needs changing to a current limit.

When the current trip activates, it is necessary to remove the a.c. supply from the MX-9000 to reset

it. Which means that apart from upsetting the long term stability of the counter and the function generator, it also puts undue wear on the power switch.

The third rail is metered with its own three and half digital meter, both current and voltage. The accuracy of this display when checked against the d.m.m. section of the MX-9000 showed it to be no more than a rough indication. The rather arbitrary reading given on the current range on the meter, combined with the abrupt nature of the current trip, makes it almost impossible to set the current control with any accuracy.

Either of the two fixed supplies may be used in conjunction with the 0-50V supply to provide either a $\pm 5V$ or $\pm 15V$ supply. With the obvious restrictions set by the 0-50V supply.

When overloaded, each of the fixed rails have a current 'fold-back' protecting action. A warning is given though, not to leave it overloaded for an extended period.

I felt that speaking overall, the p.s.u. is just below the standard of the other parts. This is shame, because with little extra work in this area, I felt a much nicer instrument would result.

Construction

The construction of the MX-9000 with its many well located front panel controls, can't help being large. Consequently it's a rather bulky instrument and not easily used outside the lab or workshop. This is a price you pay for having everything in one box. The unit is very convenient, but it may lose some of its versatility and compactness.

After that criticism, I have to say that the MX-9000 is well laid out, both internally and the front panel. To its credit, there are no fancy components used in the construction.

The p.c.b.s are all well made and internal connections are via plugs and sockets, making the removal of internal components for repair very easy. The casing and its internals are made of plated steel, very substantial but rather heavy.

Service information is available from SAJE Electronic. This is one thing colleges and schools will, I'm sure, be glad of, as many carry out service work on-site. It also means that you could modify the awful current control on the p.s.u. Once the warranty has lapsed of course.

Elegant Equipment

The MX-9000 is an elegant item of equipment. The front panel, made of a light grey moulded plastics material, complements the outer two-part wrap-over case, finished in a textured beige paint.

The case had a very sharp back edge, which I found to my cost. I also felt the fold-down plastics front feet could be improved. In testing, I nudged the instrument and it crashed down, making me jump. On closer inspection, it appeared that the legs are not designed to be securely locked into place.

Operating Manual

The operating manual is fairly comprehensive, with a front panel diagram listing all the controls and their function. Each section of the instrument has its own area of the manual describing the operation.

However, I think that the manual was translated into English abroad. Or whoever wrote it, wasn't using his (or her) mother tongue! The manual does lack clarity in some places, leaving you feeling that, you know what they mean (sort of), but you have to try it, just to make sure.

In spite of this, considering the complexity of the MX-9000, the manual is not bad. And there is much to be said for the hands-on approach to learn how to 'drive' equipment.

Final Thoughts

Overall, I think the MX-9000 is a very useful piece of test gear and will appeal more to the average electronics enthusiast than the radio amateur. In terms of value for money, it's a very desirable item to anyone with a limited budget.

Perhaps SAJE might like to consider an system aimed at the r.f. enthusiast. Say a fixed +12V/2A supply with a simple r.f./a.f. signal generator and 1GHz counter, plus a 10W h.f./v.h.f. power meter with built in 'sniffer'. Then finish the whole lot of with a basic f.m. modulation meter.

Budget versions of all these instruments have been available for some time, all it needs is someone to glue them together with a bit of forethought. Who knows, for £399, SAJE could have another winner.

Well I can dream, can't I?

PW

Manufacturer's Specifications

Digital Multimeter

3½ digit large liquid crystal display (l.c.d.) with value hold, and relative measurement facilities.

Basic measurements

Voltage a.c./ d.c.	750V max
Current a.c./ d.c.	10A max
Resistance	2MΩ max

Voltage autoranging (a.c./ d.c.) 10MΩ impedance.

DC -	200mV, 2/20/200V, 1kV ±0.8% (+2 digits) max.
AC -	2/20/200/750V ± 1.5% (+5digits) max.
	Overload protection 1100V d.c. or a.c. peak for 60 seconds.

Current (a.c./ d.c.)

200mA	±1% (d.c.) ±1.5% (a.c.) (+5 digits)
	Overload protection 400mA max (60s fused)
10A	±1.5% (d.c.) ±2% (a.c.) (+5 digits)
	Overload protection 13A max (40s un-fused)

Resistance Autoranging Ω

200Ω / 2k/20k/200kΩ 2MΩ
Accuracy ±0.8% (+4 digits)
Overload protection 350V(a.c.) or 500V(d.c.)

Power Supply Section

	Output 1	Output 2	Output 3
Voltage	0-50V	5V fixed	15V fixed
Current	0-500mA	2A	1A
Ripple	1mV max.	2mV max.	2mV max.
Load regulation	0.01%+5mV	40mV	35mV
Line regulation	0.01%+5mV	30mV	30mV
Current limit	500mA	3A	2A
	adjustable	Fold back	Fold back
Display	Uses d.m.m.	On l.e.d.	On l.e.d.
	Volts/Amps		

Function Generator Section


Range	0.2Hz - 2MHz in seven 100:1 frequency ranges, with a 10:1(adjustable) mark-space ratio. Sine, Squewed sine, Square, Triangular, Ramp and Pulse output waveforms +t.t.l. level squarewave
Distortion	less than 1% @ 100kHz
Output impedance	50Ω (±10%) and 600Ω(±10%) to 100kHz.
Output level	2-20V p-p no-load
Output attenuator	-20dBs
Internal sweep	20ms-2s adjustable
	Linear or logarithmic
Sweep width	More than 100:1
External sweep	
Input	0-10V (d.c.) or ±20V (a.c.)

Frequency Counter Section


1Hz-100MHz eight digits	
Resolution	0.1/1/10/100Hz depends on range in use.
Gate time	10/1s, 100/10ms
accuracy	±1Hz±1digit±Time bas error
Time base	10MHz clock
	5p.p.m (0-40°C) 5p.p.m. per year
Sensitivity	15mV (1kHz- 60MHz)
	30mV (60-100MHz)
Input impedance	1MΩ/100pF
Input level	a.c./ d.c. 15V r.m.s. direct
	150V r.m.s. with attenuator switched in

Our thanks go to SAJE, for the loan of the review model. They can supply the MX-9000 for £399 plus VAT and carriage from their address at: 117 Lovell Road, Cambridge CB4 2QW. Tel: (0223) 425440. FAX: (0223) 424711.

Fig. 2: Looking behind the front panel, the multimeter section on the left of the photograph and the p.s.u. meter on the right. The p.c.b. in the middle is the digital counter module, which is separated from the function generator below, by a metal screening box.



WHAT A GOOD IDEA



Radio amateurs are always full of bright ideas! So, this month G3JDK from Rotherham and G4OYX from Ludlow describe their ideas for a storage system and a simple power supply.




Fig. 1: Fixing the coffee jar lids.

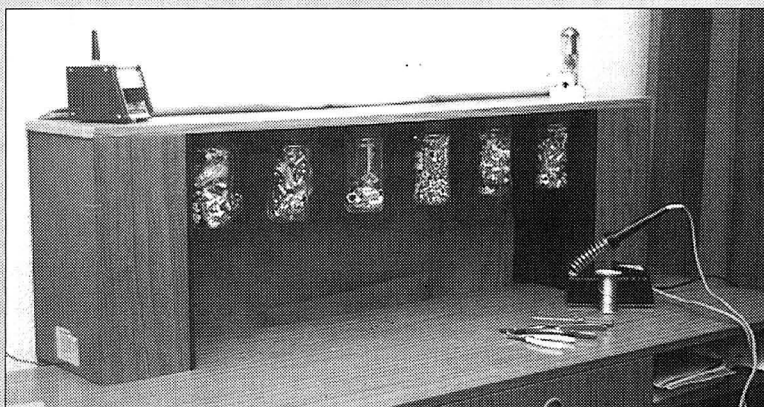


Fig. 2: The jar system in use.




Fig. 3: The small white object is a mothball (see text).

Coffee Break Storage

I like building and repairing all manner of electronics things. And like many readers, I have limited space to do it in. This is almost bearable when actually working on the equipment, a desk makes a suitable work area. But eventually every available flat surface is covered with useless, but absolutely indispensable items.

Every Rally

After nearly every rally, I return home laden with small, hard-to-get items for repairs and modifications that I intend carrying out. But where to put them in the meantime?

Most constructors face problems when it comes to storage of components. More especially if these components are small and fiddley. In the past, many partial solutions to the problem have been tried, including polythene self-seal bags, pillboxes and folded envelopes.

Ideal Solution

All these methods have, for various reasons, been discarded. Cost, availability, and sheer cussedness in hiding small components, in that order. But now I've discovered the ideal solution.

My ideal answer to this problem, is the standard coffee jar. They come in a variety of sizes, have substantial screw-on lids and would only be thrown away otherwise.

If the jars are to contain only lightweight components, then a single hole in the middle of the lid is all that is needed. For heavier items, two holes would be better. Using No.8 woodscrews, fix the lids to the underside of a convenient shelf as shown in **Fig. 1**.

If the number of jars is more than can fit in a single row, then the most used items should be stored at the front. And take care to stagger the rows of jars, to allow you to see all the jars easily.

The photograph of **Fig. 2**, shows my work bench. This should give you a better idea of how it all works, the contents of each jar to be seen with minimum fuss.

Silver-plated

When stored, silver-plated components, such as air spaced transmitter coils and tuning capacitors, sometimes turn black from atmospheric sulphur compounds. My answer to this problem is to drop an old-fashioned camphor mothball into the jar, along with the silver-plated items.

The small white object shown in **Fig. 3** is the mothball, and the addition of one to each jar containing silver-plated items should keep them sparkling clean for a long time.

H. N. Kirk G3JDK, Rotherham, Yorks

Simple Variable Power Supply

There is nothing in electronics that works without a power supply of some sort or other. So it's no wonder that power supplies are one of the most designed and built items.

This is my fixed, but variable, power supply developed for ease of design and building. The p.s.u. is capable of supplying almost 5A with the right components.

The right components are a suitable 5A transformer T1, diodes D1-4, and a heatsink that can dissipate the excess power developed in this type of p.s.u. I've limited the current to just over 3A with a fuse, as I've found that, this in practice is about the maximum current that can be drawn before the system becomes too hot.

Simple Circuit

The full circuit diagram is shown in Fig. 1, and as you can see, it really is a simple circuit. The integrated circuit IC1, has all the active p.s.u. control circuitry on board.

The regulator i.c. has a 1.2V output, when the junction of R1 and R2 is taken to the 0V line. With a little bit of mathematics the output can be designed to be almost any value between 1.2V and the regulator's limit of 35V.

Because 1.2V is across resistor R2, 4.5mA must be flowing through it (1.2V/270Ω). This 4.5mA (plus a small amount that IC1 needs to work properly) is also flowing through R1. This current flow holds the 'Adj' pin of IC1 at a voltage above the 0V line.

As the current required by IC1 is quite small, I shall ignore it for this circuit. So assuming only 4.5mA is flowing through R1, a voltage of 12.15V is at the 'Adj' pin of IC1 (with respect to the 0V line). This of course assumes that the circuit is as shown in Fig. 1.

Add to this 12.12V, the nominal 1.2V output voltage of the i.c., and we have a combined output voltage of just a little more than 13.4V.

Multi-Output

The unit can be made to produce other output voltages, in the range of 1.2-30V. For the higher voltages, some changes would have to be made to the transformer, diode and filter capacitor circuitry.

Shopping List

Resistors

270Ω	1	R2
470Ω	1	R3
2.7kΩ	1	R1

Capacitors

Mylar 160V		C3
220n	1	
Electrolytic 24V working minimum		C2 May be replaced with a tantalum bead type
1μf	1	
15 000μf	1	C1

Semiconductors

LM338K	1	IC1
MR751	4	D1-4 A bridge rectifier (50V 6A min could be used)

Miscellaneous

A 100VA 15V transformer, a 3.15A fuse and fuse holder, the l.e.d.(D5) is almost any red or green light emitting diode, a suitable heatsink (Maplin FL55K) and box.

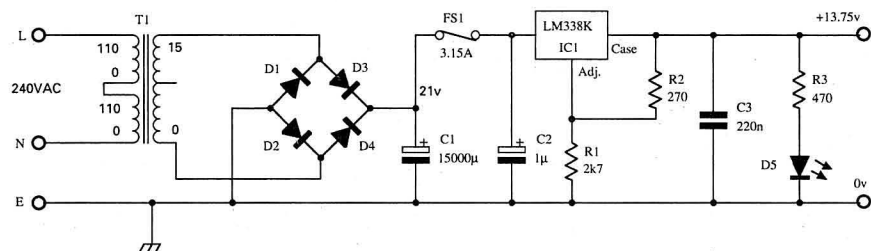


Fig. 1: The circuit diagram of the power supply. Capable of being made to give different output voltages. See the text for more details.

Here is small table to help you achieve the output voltage you need.

Vout	New R1
1.5V	68Ω
3V	390Ω
4.5V	680Ω
6V	1kΩ
7.2V	1.2kΩ
9V	1.8kΩ
12V	2.2kΩ
15V	3kΩ
20V	3.9kΩ
24V	5.1kΩ
28V	6kΩ

This table is not meant to be highly accurate, but just to give an indication of the required resistance to replace R1. At the higher output voltages, you may need to modify the resistance slightly to get a more accurate voltage output.

I hope you find the circuit as useful as I have.

David Porter G4OYX
Ludlow
Shropshire

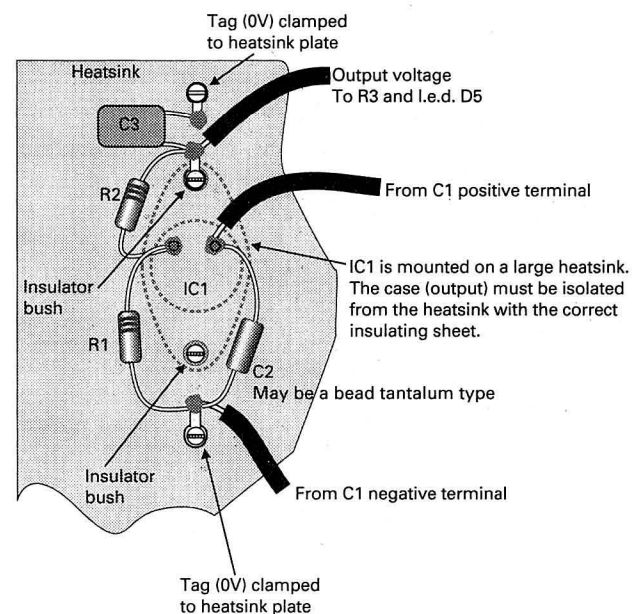


Fig. 2: Diagrammatic (pin-side), view of IC1, and most of the other components, mounted on a large heatsink. It is important that the LM338K integrated circuit is insulated from the heatsink.

The prototype h.f. mobile antenna as built by Peter Dodd G3LDO.

Antenna Workshop - Build

This month's 'Antenna Workshop' by Peter Dodd G3LDO, takes the form of a mobile project. Peter says that antennas for h.f. mobile working can be cheap and easy to make, and to prove it he's come up with a very practical antenna.

My particular interest is experimenting with antennas. The constructional practices I'm describing this month, will enable you to construct compact loaded antennas suitable for experimental work. The design and location of a mobile antenna is the key to successful operation on any amateur band. Because of space limitations on the vehicle, the vertical whip antenna is the most popular antenna regardless of the band of operation.

Easiest To Feed

The vertical whip is easiest to feed if it's at, or near, resonance. Because the greatest practicable length of whip antenna is 2-3m, the antenna must be resonated by the addition of a loading coil.

The loading coil may be placed anywhere in the whip. However, the most efficient and practical location is at the centre (see ref. #1).

To minimise losses, the coil

must be wound using the thickest wire possible. It should be air-wound, with the wide practicable spacing between the turns. The diameter should not be less than half the length of the coil.

The loading coil described in this article, is designed for the higher h.f. bands, i.e. 14-30MHz. Despite this, by designing and making larger coils the range could be extended to the lower h.f. bands.

Nowadays, many vehicles have plastics bumpers. Some have no bumpers at all!

So, a method has to be found to mount the antenna directly to the bodywork. If the car has a towing bar, it makes an excellent antenna base mounting point.

The drawings in Fig. 1 and 2, show two ways to connect an antenna mount to the rear of a vehicle that may or may not have a plastics material bumper. The base mount is constructed from two pieces of angle aluminium bolted together.

The aluminium material was obtained from a local scrap-yard as one length. Lengths of about 80mm were then sawn off as required.

The plastics bumper should be removed if necessary. Then holes may be drilled in the car

body and the mount fixed in place. The bumper can then be replaced.

Base Plate

For vehicles without bumpers, a steel base plate must be used. It should be fixed to the outside of the boot compartment with two or three bolts and nuts, as shown in Fig. 2.

For added safety and security, when fixing antenna mounts, lock-nuts or lock-washers should be used on all bolts. All the metalwork used to construct the mounting bracket, should also be cleaned and given a thin coat of grease, to minimise corrosion before assembly.

Please take care that, when drilling and fixing items to a car, avoid wiring, hydraulic brake pipes, fuel pipes, or anything else that may affect the safety of the vehicle. If in doubt, a local garage may be able to fit the antenna mount for you.

Once a metal mounting base is fixed in position, it's relatively easy to devise a base insulator. One ARRL publication (see ref. #2) suggests a spring base to support the bottom insulated section.

The same article also suggests steadyding the structure

with nylon cord. This seems self-defeating, I think that it's better to make the structure fairly rigid in the first place.

I use exhaust system U-clamps to fix the antenna to the base. Suitable insulating material, such as strips of polythene or polythene tube will insulate the antenna from ground. The method of construction is shown in Fig. 3, the mounting-plate as seen from behind.

If you're unable to find polythene tubing of the right diameter to fit the bottom element, it may be split so that it does fit. Splitting the tube will not impair the insulating qualities of the structure; the voltage is fairly low at the bottom end of the antenna element.

Coil Construction

Now it's time to look at coil construction. And at this point, I'll mention that in the past, loading coils have presented me with constructional problems.

Where coil construction information was available, it was usually far too specific. So, learning from my own difficulties with other people's projects, I've made the following construction method

Fig. 1: One method of mounting antennas to modern vehicles above the 'bumper' (see text).

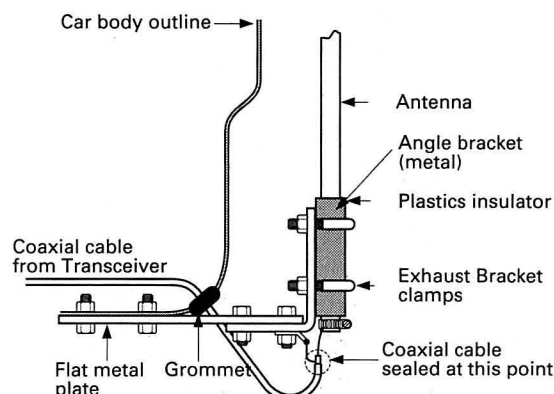
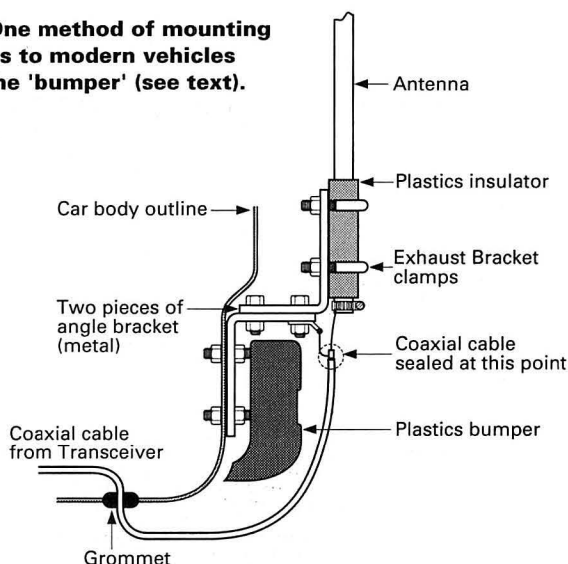


Fig. 2: Alternative method of mounting antenna bracket (see text).

Build An HF Mobile Antenna

simpler, and it's less critical of sizes and materials.

The loading coil is made up from 1.63mm (16s.w.g.) tinned copper wire. A coil wound for 14 to 28MHz is approximately 75mm in diameter and 45 mm long.

To make the coil, wind the wire around a suitable former, such as a small jamjar. When the coil is removed from the former, you have a low loss air-spaced loading coil. Two or three sections of plastics insulating material, can be used to make the coil structure more rigid as shown in **Fig. 4**.

Insulating Material

The insulating material can be fixed to the coil, before the coil is attached to the antenna. To do this, drill 1.8mm holes in the insulating material. They should be 4mm apart, one hole for each of the turns of the coil.

To start, place the insulating material together, and then wind the coil through the holes in the material. This process should be continued until all the coil windings are supported.

Move the insulating supports around the coil, so that it's supported in two or three places, depending on how many insulating strips you have used. The pieces can be held in place using a few spots of adhesive, such as an epoxy resin adhesive. The adhesive should be applied where the insulating material touches the coil.

Tapping Points

The advantage of the open construction method I've adopted, is that tapping points can be made on the coil. The tapping can be achieved with a flexible wire link.

The flexible link is connected to the lower element, by a jubilee clip just below the coil. The other end of the link is fitted with a small crocodile clip, which is clipped to one of the turns of the coil.

This tapping technique results in turns being shorted out, so that one coil can be used for several bands. I'll describe a method of setting the tappings, later on.

The insulator section is constructed from an 80-90mm length of plastics tubing. This has an internal diameter of 20mm.

The antenna bottom element is made from a 20mm aluminium tube. Don't forget, that if a different diameter tubing is chosen for the bottom section, then plastics tubing of a suitable diameter is also required.

Slots, around 15mm long, are cut longitudinally at each end of the piece of plastics tubing. This is to allow it to be fixed tightly to the antenna element when the jubilee clips are tightened up.

Telescopic Whip

The top section is tuneable, using a telescopic whip antenna of about a metre in length.

Additional top capacity, to increase antenna efficiency, is achieved by an added horizontal capacity element.

This capacity element can be seen in **Fig. 4**. It's made from one length of 2mm steel rod, with legs some 320mm long. There's a spacing of approximately 30° between the legs.

The telescopic whip antenna used in my prototype, has a base diameter of 12mm. I made a reducer from two short lengths of aluminium tube, 20mm and 14mm diameter.

The 20mm section is tapered by cutting two or three 'V' slots at one end. The 14mm tube is placed inside the 20mm section. A jubilee clip is placed over the 'V' cuts, and when it's tightened, the outer tube clamps on to the inner one.

Small slots are cut in the 14mm section of tube. This is so that the top telescoping whip antenna section can be fixed, using a jubilee clip. This is fixed on to the antenna with jubilee clips in a similar way to that shown in **Fig. 4**.

Connecting & Matching

Connecting and matching-up is very straightforward. The coaxial cable is split, in the boot of the car, near to the antenna base.

The centre conductor is fed through a hole in the body work. The braiding is connected to the bodywork.

This connection must have a low resistance. So, all paint and corrosion around this connection **must be removed** and the clean metal work then smeared with grease.

Several Bands

To use the antenna on several bands with a link-tapped coil, the antenna must be resonated on the lowest frequency band first. To do this, remove the link so that the coil has maximum inductance.

If you have a dip oscillator (dip meter), you can use this to measure the antenna resonance. It's a very useful accessory.

To adjust the antenna, start by removing the coaxial cable connection from the antenna base. Then connect a one-turn link between the antenna and the nearest earthing point, as shown in **Fig. 5**.

Couple the dip-meter into this link, and then adjust the top telescopic section until the antenna is resonant within the band. Finally, mark the position of the telescopic antenna extension.

If you wish to use the antenna on other bands, connect the coil shorting link to a point on the coil, and then measure the resonant frequency. Adjust the position of the tapping point for the correct resonant frequency. **Do NOT** adjust the top telescopic section.

When the correct tapping point for the band is found, mark the point on the conductor

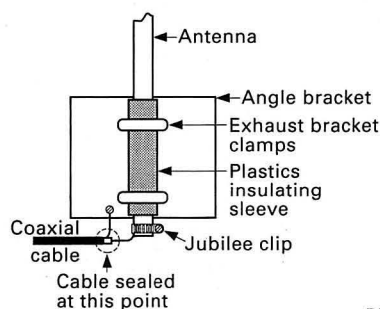


Fig. 3: Details of angle bracket, showing use of exhaust bracket clamps. The end of the coaxial cable must be sealed and made fully waterproof.

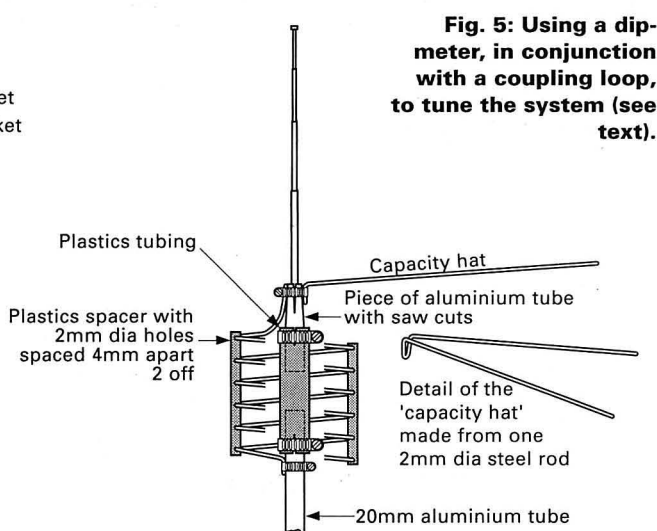
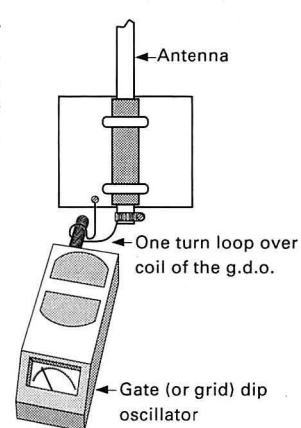


Fig. 4: Detailed view of loading coil with telescopic tuning section, showing method of winding coil through insulating material and capacity hat.

Fig. 5: Using a dip-meter, in conjunction with a coupling loop, to tune the system (see text).



with a marker pen. You can then move to the next frequency band, and repeat the tapping point adjustment.

Load Impedance

Most mobile equipment requires a 50Ω output load. Since the feed-point impedance of a mobile whip is quite low, a matching network may be necessary.

When installing the antenna system, I recommend that a matching network **is used**. A suitable network is shown in Fig. 6.

The most convenient way of achieving a suitable match for the loading, is to increase the electrical length of the antenna, so that its resonant frequency is lower than the operating frequency. Although this increases the feed impedance, it also introduces inductive

reactance, which can be compensated for with a base loading capacitor.

The matching capacitors may be connected as shown in Fig. 7, and the capacitor value must be changed for each band. This is best achieved by having several capacitors in a box, and selecting them using a switch.

The value of the base loading capacitor will depend on the band in use, and the feed impedance of the antenna. These values will, in turn, depend on the actual installation.

I think capacitor values of between 150 and 450pF would be about right. But the final values should be determined by experiment, as I'm about to explain.

Experimental Process

You can start the experimental process by

disconnecting the one-turn link at the base of the antenna, and reconnecting the coaxial cable to the antenna. You should then disconnect the shorting link at the coil if you have fitted one.

Next, set the transmitter to the 14MHz band. Then select one of the larger values of loading capacitor.

Now connect the transmitter into the antenna system, through an s.w.r. meter. Adjust the length of the telescopic top section and the capacitor value for the lowest s.w.r. reading. This may be a bit fiddly and could require some experimentation (see *). Finally, make a note of the overall length of the telescopic section.

Repeat the adjustments for the other bands by connecting the links to the marks obtained using the g.d.o. **Do not adjust the telescopic top section once it has been set for the lower**

frequency band! You should adjust the higher frequency matching, by moving the coil tap point.

Tapping Points Soldered

Once the coil tapping points have been found, thick wire tapping connections can be soldered to the coil in these positions. The link can then be made using the brass inserts from a plastics connecting block (choc-block). This will provide a better connection than a crocodile clip.

That's it! Your new home-brew h.f. mobile antenna is ready for use. Good mobile-DX, and I look forward to working you on the bands.

(*) An easier way of matching the system, would be to measure the antenna feed impedance. This method of matching will be the subject of a later article.

Further Reading

- (#1) Optimum Design of Short Coil Loaded HF Mobile Antennas, ARRL Antenna Book, 15th edition, pages 16-5 to 16-11.
 - (#2) ARRL Antenna Book, 15th edition, page 16-1.
- The ARRL Antenna Book is available from the PW Book Service, which is now to be found in the 'Arcade' section.

How Difficult? Intermediate
How Much? Approximately £6
(depending on materials to hand)

Shopping List

Telescopic whip section, 2mm steel rod (see drawing), hose-clips, aluminium tubing (see text), plastics tubing. Exhaust U-clamp type brackets, epoxy resin adhesive, nuts, bolts and metal bracket material to suit (see text). Coaxial cable, capacitors for matching network (see text), sealing compound and grease for waterproofing entry holes and protecting vehicle bodywork.

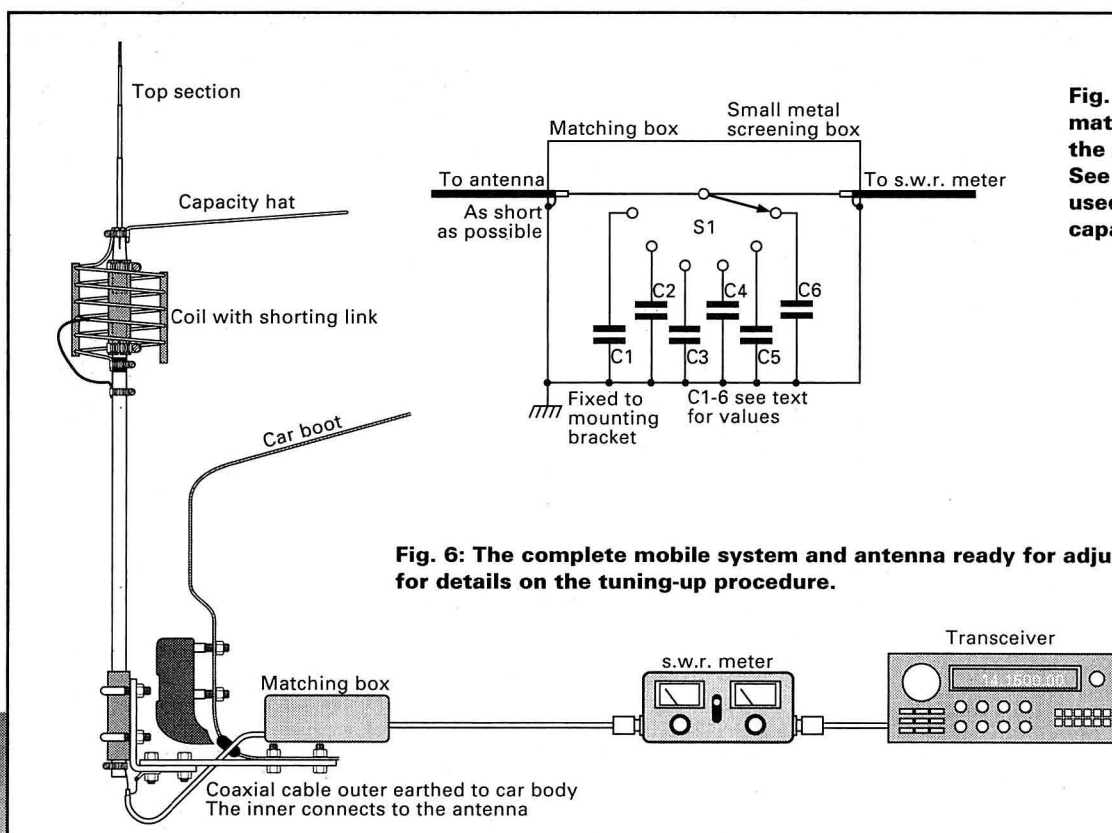


Fig. 7: A suitable matching system for the mobile antenna. See text for method used to select the capacitors.

Fig. 6: The complete mobile system and antenna ready for adjustments. See text for details on the tuning-up procedure.

DON'T BE SEDUCED BY
ITS GOOD LOOKS.

BE SEDUCED BY ITS
PERFORMANCE.



If someone can make a dual-band transceiver as small and feature-packed as this, who cares about its looks? Especially if it's also so sturdy that it shrugs off the knocks and shocks of a lifetime's use. And especially if it has a host of product features, from built-in DTSS and paging functions to alphanumeric

memory, simultaneous dual-frequency receive and message paging. We'll tell you who cares. Kenwood cares. Which is why the TH78E isn't just the neatest dual-band transceiver you can buy, it's also the best designed. Right down to thoughtful touches like the sliding keypad cover.

So visit your nearest Kenwood approved dealer, pick up the TH78E and admire its ergonomic curves at close quarters. Or simply take in the wonders of its specification. Either way, it's love at first sight.

Kenwood TH78E is part of a range of hand portables from £240 to £430.

KENWOOD

HOME AUDIO, CAR AUDIO, COMMUNICATIONS EQUIPMENT, TEST AND MEASURING INSTRUMENTS, TELECOMMUNICATIONS

KENWOOD APPROVED DEALERS

AXMINSTER

Reg Ward & Co, 1 Western Parade,
West Street, Axminster, Devon.
Tel: 0297 34918

BELFAST

GM Electronics, 1-3 Evelyn Avenue,
Belfast, Northern Ireland.
Tel: 0232 471295

BIRMINGHAM

South Midlands Communications,
504 Alum Rock Road, Alum Rock,
Birmingham. Tel: 021 327 1497

BIRMINGHAM

Ward Electronics, 422 Bromford Lane,
Ward End, Birmingham.
Tel: 021 328 6070

BOURNEMOUTH

Lowe Electronics, 27 Gillam Road,
Northbourne, Bournemouth.
Tel: 0202 577760

BRISTOL

Lowe Electronics, 79 Gloucester Road,
Patchway, Bristol. Tel: 0272 771770

BRISTOL

AMDAT, 4 Northville Road, Northville
Bristol. Tel: 0272 699352

CAMBRIDGE

Lowe Electronics, 162 High Street,
Chesterton, Cambridge.
Tel: 0223 311230

CARDIFF

PMR Ltd, Industrial Estate, Gwaelod-y-
Garth, Cardiff. Tel: 0222 810999

CLACTON ON SEA

Coastal Communications, 19 Cambridge
Road, Clacton on Sea, Essex.
Tel: 0255 474292

CORK

Intronic Ltd, Windsor Hall,
Glounthaune, Cork, Eire.
Tel: 010 353 2135 4422

COUNTY TYRONE

Tyrone Amateur Electronics, 44 High

Street, Omagh, Co Tyrone, Northern
Ireland. Tel: 0662 242043

CUMBERNAULD

Lowe Electronics, Cumbernauld Airport
Cumbernauld. Tel: 0236 721004

DONCASTER

Alan Hooker, 42 Nether Hall Road,
Doncaster, South Yorkshire.
Tel: 0302 325690

EALING

Martin Lynch, 286 Northfield Avenue
Ealing, London. Tel: 081 566 1120

EASTCOTE

Lowe Electronics, 223 Field End Road,
Eastcote, Middx. Tel: 081 429 3256

EDGWARE

Haydon Communications, 132 High
Street, Edgware, Middx.
Tel: 081 951 5782

FIFE

Jaycee Electronics, 20 Woodside Way,
Glenrothes, Fife. Tel: 0592 756962

HANGER LANE

A R E, 6 Royal Parade, Hanger Lane,
London. Tel: 081 997 4476

HAYWARDS HEATH

Bredhurst Electronics, High Street,
Handcross, Haywards Heath, West
Sussex. Tel: 0444 400786

HOCKLEY

Waters & Stanton Electronics, Spa
House, 22 Main Road, Hockley, Essex
Tel: 0702 206835

LEEDS

South Midlands Communications,
Nowell Lane Ind Est, Nowell Lane,
Leeds. Tel: 0532 350606

LEEDS

Lowe Electronics, 34 New Briggate,
Leeds. Tel: 0532 452657

MAIDSTONE

Lowe Electronics, Chatham Road,

Sandling, Maidstone. Tel: 0622 692773

MATLOCK

Lowe Electronics, Chesterfield Road,
Matlock, Derbyshire. Tel: 0629 580800

NEWCASTLE

Lowe Electronics, Newcastle Airport,
Woolsington, Newcastle.
Tel: 0661 860418

NEWPORT PAGNELL

Photo Acoustics Ltd, 58 High Street,
Newport Pagnell, Bucks.
Tel: 0908 610625

NEWTON LE WILLOWS

Amateur Radio Comms Ltd, 38 Bridge
Street, Earlestown, Newton Le Willows
Merseyside. Tel: 0925 229881

NORFOLK

Eastern Communications, Cavendish
House, Happisburgh, Norfolk.
Tel: 0692 650077

NORTH HUMBERSIDE

Peter Rodmell Communications, Field
Head House, Leconfield, North
Humberside. Tel: 0964 550921

NOTTINGHAM

R A S Nottingham, 3 Farndon Green,
Wollaton Park, Nottingham.
Tel: 0602 280267

PORTSMOUTH

Nevada, 189 London Road, Portsmouth
Hants. Tel: 0705 662145

SLOUGH

Lowe Electronics, London Heathrow,
6 Cherwell Close, Langley, Slough,
Berks. Tel: 0753 545255

STOURBRIDGE

Dewsbury Electronics, 176 Lower High
Street, Stourbridge, West Midlands.
Tel: 0384 390063

KENWOOD

HOME AUDIO, CAR AUDIO, COMMUNICATIONS EQUIPMENT, TEST AND MEASURING INSTRUMENTS, TELECOMMUNICATIONS

Converting A 27MHz

Many 27MHz a.m.f.m./s.s.b. CB transceivers, such as the 'Ham International Multimode II', were imported in to the UK. Although illegal on the UK 27MHz CB band, many amateurs obtained the necessary permission to convert them to 28MHz operation. P. E. Francis explains how you set about modifying the rig.

A large number of continental transceivers manufactured by Ham International, found their way into Britain. They originally appeared mainly as a result of the upsurge in unlawful CB radio operations.

One of these sets, the Multimode II, lends itself nicely for conversion onto the 28MHz band. Fortunately, many radio amateurs obtained these transceivers, and the necessary permits to convert them, before the Radiocommunications Agency stopped issuing new permits several years ago.

The rigs (once converted) can, of course, be used legitimately either as a straight transceiver or (with the p.a. section removed) to drive a transverter. Once on 28MHz, they can prove extremely effective.

I've aimed the following article at the radio amateur who has one of these sets and wants to use it on the 28MHz band. Alternatively, I've no doubt that there are amateurs who have the partly broken-down chassis of such rigs in their shacks. Licensed amateurs in this position, can quite legitimately use these units as transverter drivers (as per the relevant Radiocommunications Agency directive on the subject).

The Conversion

The equipment needed for the conversion needs to be little more than a power meter with a 50Ω dummy load and a frequency counter. You'll also need a selection of trimming tools, some patience and a 6.5536MHz crystal.

First of all, install the dummy load and power meter onto the set. Then switch the set to Lo band channel 1, select f.m. mode and note that the output frequency is 26.965MHz.

On the underside of the transceiver, to the right side of the rig, **Fig. 1**, look at the pins of IC1, a PLL02A. Note here that pin 9, is soldered to the copper track which is a permanent 5V rail. The diagram, **Fig. 2**, shows the main board lay-out to help you locate the various components.

The pin 9 on IC1 needs to be removed from its present 5V rail and reconnected to earth. This modification is best carried out by cutting away the copper foil connection, using a sharp knife.

Cutting the track isolates pin 9. You then solder a jumper lead from pin 9 onto the earth copper foil,

which is just to the right of the 5V rail.

Take care on soldering the jump lead to pin 9. This is in case you bridge the gap that has been put across the print, or you may short the 5V rail out.

This modification alters the logic signals to IC1, which is the phase lock loop. This procedure is vital to the re-programming of its output frequency.

Note that after this stage of the operation, the output frequency on channel 1 is now 27.487MHz. We're getting nearer!

New Crystal Frequency

The next job to do, is to remove the crystal, X1, which is on 10.240MHz. You then replace it with the new crystal on 6.5536MHz.

Operating the microphone p.t.t. switch after this, will almost certainly result in no r.f. output. You'll now have to adjust the voltage controlled oscillator (v.c.o.) block to get an output.

To obtain an output again, unscrew the ferrite core of the largest plastic v.c.o. block (alongside IC1) with the microphone p.t.t. depressed until r.f. output suddenly appears. Unscrew the core a further half turn and then leave it alone.

The reason for the loss of the r.f. output is due to the operation of special circuitry. This protection disables the transmit portion of the set, and is brought into operation if the phase lock loop is in a 'non-locked' condition.

Observe now, that the channel 1 frequency is now 28.294MHz. At last, we're on 10 metres!

Output Acceptable

The rig's measured r.f. output will be acceptable over some 40 channels or more, but output will drop off after that. So, some slight tweaking of the cores of: T1, T2 and T3 will now be required in order to achieve reasonable 'bandspreading' of power over the full 120 channels.

If at any time, power output drops to zero or 'chattering' of the r.f. output level occurs, it may be necessary to unscrew the v.c.o. block a little further.

That deals with all the frequency determining adjustments, so now put the set onto 'Mid band', channel 60, and adjust the cores of T4, T5 and T6 for maximum r.f. output. Next, adjust the cores in L7, L11 and L13, the r.f. driver and output stage

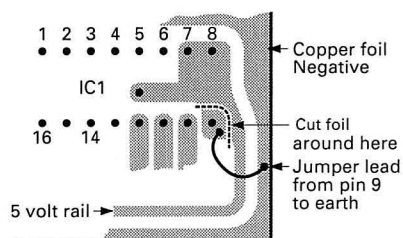
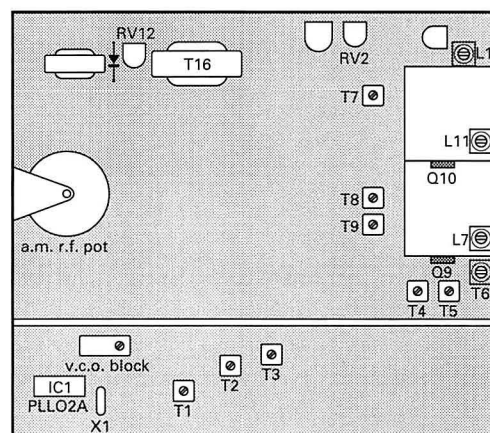


Fig. 1: Details of the p.c.b. modifications needed on the Ham International 27MHz transceiver, to prepare it for use on the 28MHz amateur band. The same modifications may apply to other similar transceivers held by licensed amateurs with the necessary Radiocommunications Agency permit to convert.



Multimode Transceiver

tuning coils, for maximum output.

The cores may need to be stagger-tuned in order to achieve a good, even spread of power over all channels. It may be worth noting at this stage, that by adjusting RV2 (the a.l.c. control) can give a slight boost to the s.s.b. output.

The control RV12, is the modulation percentage control for the a.m. section of the transmitter. The transmitter is capable of up to 20W p.e.p. on s.s.b., depending on the p.a. transistor type and how well the output stages have tweaked up.

Receive Adjustments

Next, switch the rig to receive and select a good steady carrier or strong station around channel 60, and start the adjustments of the cores in T7, T8 and T9. Aim for maximum signal strength reading, or maximum noise in the event of there being little band activity.

Again, some stagger tuning of T7, T8 and T9 receiver front-end tuning coils may be needed. This might be required to avoid any sharp drop in receiver performance, over the full coverage from 28.294 to 29.476MHz.

It will be necessary to make a log of the output channels in terms of frequency, and the frequency variation available with the 'clarifier' control for obvious reasons. However, there is provision on the rear of the set to install a frequency counter, which could be useful.

On this rig, the transmitter only, is usable on a.m., f.m. and s.s.b. modes but the receiver is only

operable on s.s.b. The reason for this, is that in the original design, the frequency of crystal X1, 10.240MHz was tapped off through C13, a 5pF capacitor and mixed with another frequency of 10.695MHz, giving a difference of 455kHz.

The 455kHz was of course the i.f. frequency used on a.m. and f.m. However, the now obsolete crystal of 10.240MHz could well be built up on an external circuit board. The signal could be injected into C13, after first removing the C13 connection to one leg of X1.

My suggested (extra) modification would serve nicely for a.m. and f.m. modes. It could be particularly useful if the set was contemplated for use as a prime mover for a transverter to 144MHz, for example.

Since this article was aimed mainly at the h.f. bands operator, it was not considered too important to dispense with the a.m. and f.m. facility. The crystal specified came from RS Components, and was used for a clock project.

There's no reason why some other crystal frequency couldn't be employed with the above modifications. But don't forget, output channels will of course vary from those quoted if an alternative frequency is used.

The 28MHz band is very noise free, and many pleasurable hours can be spent having world-wide contacts. Even using relatively low power, providing a good antenna is used and band conditions are good, you can work some excellent DX.

PW

Feature

Helical Earthing Systems

Richard Q. Marris G2BZQ takes a look at a rather unusual earthing system.

Many amateurs have problems with installing earthing systems (r.f.). The mains earth is essential, as a safety measure, with mains operated equipment, but does not make a good r.f. earth, and should not be relied on for that purpose.

The helical wound antenna is quite well known, but what is not quite so well known is that a helical wound r.f. earth will often, but not always, work excellently. A typical helical r.f. earth is shown in Fig. 1.

It consists of turns, of wire, wound around a suitable insulated round rod or tube. The formula established, at the QTH, for calculation of the length of wire needed for the winding is:

$$\text{Length (in feet)} = \frac{492}{F \text{ (MHz)}} + 10\%$$

So, if we were interested in a frequency of 14.1MHz, the length of the helical earth would be:

$$\text{Length (in feet)} = \frac{492}{14.100} + 10\%$$

After working out the maths, we arrive at a figure of 38.4 feet (11.70m)

This could be wound on a length of 1in diameter dowel (long broom handle) using 16/0.2mm pvc insulated flex which has a nominal o/d of 5.4mm; and is also 1/2 of mains lighting lead. The turns should be slightly spaced. Such a helical can be used throughout the 14MHz band. For a lower frequency band, such as 3.5MHz, then a larger diameter plastics drain pipe section is suggested with the length of wire worked out from the same

formula. The idea can be tried for mono-band function and should be connected at the a.t.u.

Trial And Error

The positioning of such an earth is best established by trial and error. It should not be laid on the floor, or ground, but uplifted to two or more feet, and a horizontal support consisting of the backs, of two wooden chairs, is useful to establish the best position. The earth can be tried at various angles to the antenna, or even hung out of an upper window, or propped at an angle against the wall.

There is a 'best' position where the antenna loading is best, but experience in various apartments in the UK and USA, on 14MHz, has produced different angles, at different QTHs, with various antenna types. A simple plug/socket arrangement, at the a.t.u., would enable individual helicals to be used on different bands.

For the s.w.l. interested in general short wave listening, it is suggested that a helical could be wound, for say 3MHz, on a length of plastics drainpipe, with a few taps to be tried at the various higher frequencies. The drawing Fig. 2 shows an experimental layout that could be used over several bands.

Experimentation

A certain amount of experimentation is suggested.

Whether a helical r.f. earth is tried for transmission and/or reception, it may well solve a difficult earthing problem, especially for apartment dwellers and others who cannot run a short earth lead to ground.

Fig. 1: A typical helically-wound r.f. earth.

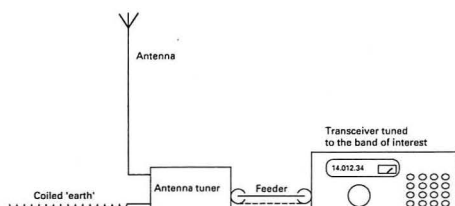
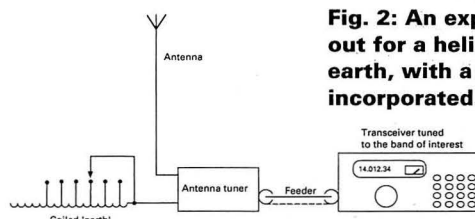



Fig. 2: An experimental layout for a helically-wound earth, with a trapping facility incorporated.



Modifying The Pye Olympic P Band Transceiver



The converted Pye Olympic transceiver ready for action on 70MHz.

In recent years, ex-p.m.r. equipment has come on the market which is capable of being used on the 70MHz band. The Pye Olympic is one such rig.

The Pye Olympic transceiver actually comes in a number of forms. For example, there's the motorcycle unit and the boot-mounting rig.

Both types come with a remote cable to a control head, which can be mounted at the rider or driver's position. The dash-board mounting unit is the more familiar of the three types, and it's seen quite frequently at rallies.

Specific Bands

The Olympic transceivers are designed to operate in specific bands. These bands are: E (68 to

There's usually only one major problem when it comes to modifying surplus p.m.r. equipment for amateur use, and that's when the source of supply dries up! But, Ken Ginn G8NDL has found plenty of the Pye Olympic transceivers, and now he's going to explain how to set about the job.

88MHz), D band (88 to 108MHz), C band, and so on through to A, for simplex operation.

There is however, another band, designated as P. This operates over two such bands (for example) D and E, using a half duplex system.

These rigs can be found with the transmitter working in the E band, and the receiver in the D. What has to be done to the rig is to convert both receiver, and perhaps the transmitter side also, to allow the rig to operate on 70MHz.

What I'm about to describe, is the modification needed to the rig to get a working P band rig running on 70MHz. The modification is aimed at keeping the same performance as the original.

Identifying The Parts

It's best to start the conversion by identifying the various parts that need modifying. These are the receiver front-end (marked AT27879/4), the receiver multiplier (marked AT27877/4) and the transmit multiplier (marked AT27881/5).

The rest of the boards and modules need no modification. See Fig. 1, for reference.

Front End

The front-end module needs the most work carried out, and this job will take an hour or so to complete. To begin, remove the module from the rig and open up the lid.

Now, you should lay the module down on the bench with the connectors nearest, and the Tetfer trimmers away from you. Look at the coils in the unit, and from right to left we have L1 through to L7 (refer to Fig. 2.).

The coils L1 to L6 are air wound, L7 is wound on a 3mm former and L8 is a toroid. The coils L7 and L8 are not touched.

Next, carefully remove coils L1 through to L6. Take care not to damage any components which are

Fig. 1: Diagram showing main chassis of the Pye Olympic transceiver, with main sections indicated.

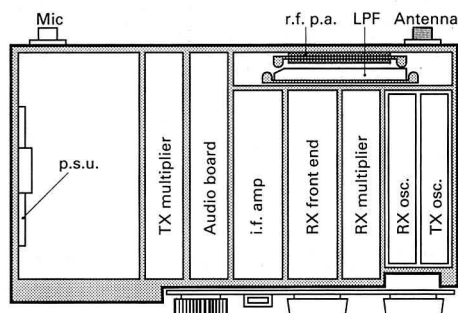
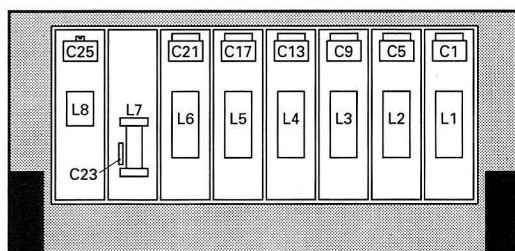


Fig. 2: The front-end inductor section (see text).



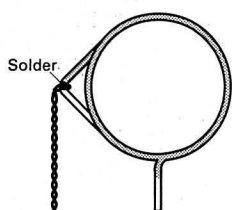


Fig. 3: Diagram showing the method used to make the tapping points on inductors (see text for details).

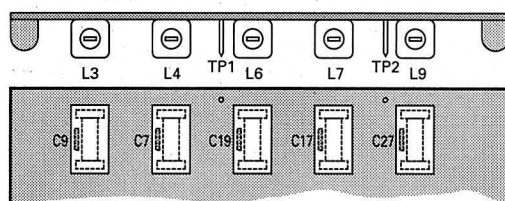


Fig. 4: The receiver multiplier board. To carry out the modifications the screening cans have to be removed (see text).

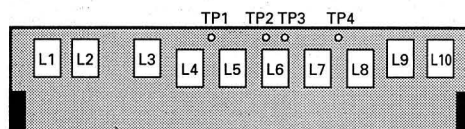


Fig. 5: Diagram showing the transmitter multiplier board (see text for alignment details).

in the same screened compartment as the coils being removed. Once removed, the coils can be discarded.

When the old coils have been removed, ensure that the plated-through p.c.b. holes are clear of any solder. The job now is to rewind these coils to the following instructions.

Coil Details

Take care when winding the coils. By following these instructions you should get the job completed with few problems!

All the coils mentioned, are made up with 0.8mm diameter enamelled copper wire. They should be closely wound on a 6mm former (a 6mm drill will do).

L1 10 turns, tapped at $1\frac{3}{4}$ turns near the earthy end

L2 10 turns, tapped at 3 turns near the earthy end

L3 8 turns, no taps.

L4 10 turns, tapped at 2 turns near the earthy end.

L5 8 turns, no taps.

L6 10 turns, tapped at $2\frac{3}{4}$ turns near the earthy end.

The taps are made with some 30s.w.g. tinned copper wire. A length of 'wrapping' wire with the insulation stripped is ideal for this purpose (refer to Fig. 3).

To make the construction of the coils more rigid, some epoxy-resin adhesive was used for fixing. I applied this to the internal surface of the coils, and the technique makes handling the coils much easier, before the adhesive sets.

Once you've completed this job, the coils can now be located into the board. Take care not to short any of the taps against the side of the metal screening.

The final modification on this board, is to put a 3.3pF sub-miniature ceramic capacitor in parallel with C23. This capacitor can be accommodated on the track side of the board. The position of C23 is shown in Fig. 2. The front-end module can now be replaced with the screening lid back into the rig.

Receiver Multiplier

The receiver multiplier board also needs modification, to bring it to the required frequency band. The screening cans of all the coils have to be removed for this operation (see Fig. 4).

In this modification the following components have to be changed:

C9 This is changed to a 100pF sub-miniature ceramic capacitor, inside the screening

can of L3.

C7 This capacitor is changed to 100pF sub-miniature ceramic, inside the screening can of L4.

C19 This capacitor is changed to 82pF sub-miniature ceramic, inside the screening can of L6.

C17 Changed to 82pF sub-miniature ceramic type, inside the screening can of L7.

C27 Change this capacitor to a 39pF sub-miniature ceramic type, inside the screening can of L9.

The above capacitors should be components with a lead spacing of 0.1in (2.54mm) to fit the p.c.b. correctly. This completes the mods to the receiver, and now the alignment can be carried out in the normal way.

Aligning The Receiver

The next job, is to align the receiver. The alignment is accomplished in the usual way, with the typical set-up using a signal generator and a method of reading SINAD if possible.

Listening by ear can work just as well with a speaker. Start by setting up the rig with a crystal in the appropriate channel, and select that channel.

Measure the voltage on TP1 (on the receiver multiplier board) with the aid of a multimeter. Connect the negative lead on the multimeter to the negative supply to the rig, and the positive on the meter to the various test points. You then should adjust L3 and L4 for a maximum reading of around 1.0V d.c.

Transfer the multimeter probe to TP2, and then adjust L6 and L7 for a peak reading. Now re-tune L3 and L4 for a maximum reading on the meter, around 0.5V with the probe still connected to TP2.

Now, prepare an r.f. signal generator to provide approximately 10mV output. Connect it to the antenna socket on the rig at the test frequency, and modulate it with a 1kHz tone 65% system deviation (3kHz for a 5kHz system). Next, you should tune L9 on the receiver multiplier for best quieting.

The next job is to adjust C1, C5, C9, C13, C17, C21, C26 and L7 on the front-end module for best quieting. The presets on this module can be adjusted with a screwdriver, but the coil L7 needs a non-metallic tool for trimming.

A small knitting needle filed to the appropriate shape for the slug's slot, is the best alternative for the job if a plastics tool is not available. Be careful with this coil as it is very fragile. You'll also find that the trimmer C26, has quite an effect on the overall performance of the receiver.

Should any coil cores be stiff, then the

Conclusion

In conclusion, I should mention that I've have lost count of how many rigs modified over the last 18 months, of both the boot and dash-mounting versions. The boot-mounting version lends itself to modification to packet operation very well, and I have modified two.

With the modifications for packet, I've had to take out the control circuitry and substitute my own design, in the form of a PIN-diode switch. This modification can also be accommodated in the same enclosure, making a more reliable antenna change-over system.

I hope you have as much pleasure from your converted Pye rig as I've done. It's a very economical way of getting on to 70MHz.

application of a little localised heat will help to free them. But take care, and don't overdo the heating or you could melt the formers!

Incidentally, on all the Olympic transceivers converted to 70MHz so far, I've found that by using this method the sensitivity is around 0.4µV for 12dB SINAD. A couple of the receivers have even managed down as far as the 0.2µV level.

Transmitter Modifications

The transmitter modification is by far the simplest of the three board modifications to make. It only requires six 27pF capacitor to be added to the track side of the transmitter multiplier.

There is an extra capacitors, across each of the following components: C14, C16, C20, C23, C30 and C36. The extra capacitors are mounted on the track side of the board.

Transmitter Alignment

The transmitter section alignment can be carried out in much the same way as the receiver. In other words, it's done by adjusting slugs in the coils, while watching the resulting points of resonance on the test points on that board.

Make sure that there is a crystal in the correct socket, and a dummy load on the antenna socket. You'll also need a power supply able to provide 5A at 13.8V.

Set the rig to transmit, but be careful as some microphones have a 40 second timer mounted in the casing. The 'shaver' shaped type of microphone has this facility. The timer can make the tuning up a little difficult, as it will release, and key up again throughout the tune-up procedure!

Keep the transmitter keyed during the alignment process. Looking at the transmitter multiplier (refer to Fig. 5), you should then connect the multimeter positive lead to TP1. Then adjust adjust L1 and L2 for a minimum reading, before adjusting L3 for a maximum of around 8.0V.

Transfer the multimeter probe to TP2, adjust L4 for a minimum. Now re-tune for minimum. Lastly adjust L5 for a maximum of about 0.9V.

Transfer the probe to TP3, and adjust L6 for a minimum. Re-tune L5 for a minimum. Adjust L7 for a maximum of about 8.0V.

Transfer the probe to TP4, and adjust L8 and L7 for a minimum. Adjust L9 for a maximum of about 12V.

Connect an ammeter in series with the power supply (10A range). Re-tune L9 for maximum supply current. Adjust L10 for a maximum supply current, approximately 3.5A.

Output Power

You should check the output power if possible, and this should be over 15W. The rig should draw around 3.5A from the power supply at 13.8V.

I have discovered some rigs that have given output powers in excess of 20W. This is quite normal, as some of the r.f. p.a. bricks used in the Olympic are capable of giving this order of output power.

In practice, the higher output p.a. stages are indistinguishable from the 15W type commonly found. Unfortunately, there are no external markings which give a clue to the type used.

You could be forgiven for thinking that the Band E model would tune down to 70MHz easily. Unfortunately, although the operating frequency of the original transmit frequency is near 70MHz, it proved difficult. In the rigs I've converted, I managed to squeeze 72MHz out of them, but was unable to get down that extra 2MHz.

I discovered that the problem was because the multiplier stages would not operate as designed, and they multiplied at a higher integer than intended. This is why the padding capacitors were used on the transmitter strip.

Crystal Specification

For the 70MHz band, the crystals need to conform to the Pye T54JO specification. Don't forget to quote this specification with the crystal frequency at the time of ordering. This information will give them all the information that they require.

Additionally, by informing the crystal supplier of the type of rig, and the fact that it is an f.m. transceiver, you'll also assist them to supply the correct crystal for the job.

TX crystal frequency. = TX frequency/12(MHz)

RX crystal frequency. = (RX frequency + 10.7)/12(MHz)

For example: transmit crystal for 70.450MHz is 5.870833MHz, and the receive crystal is 6.7625MHz.

PW



READ ALL ABOUT IT..... IN PRACTICAL WIRELESS EVERY MONTH

If you have difficulty finding *Practical Wireless* on the bookshelf at you local newsagent you can always place a regular order with them by completing this coupon, or you can call our office in Broadstone and we will talk to our distributors to find out why *PW* is not available!

Dear Newsagent,
please reserve/deliver my monthly copy of
Practical Wireless Magazine.
(Distributed by Seymour).

Name.....

Address

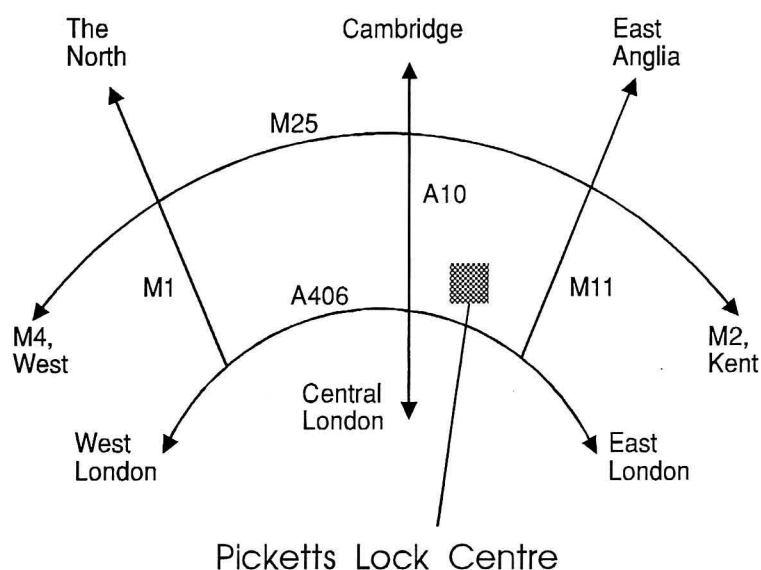

.....

.....

.....

Signed

There's an event with something of interest for all
Radio Amateurs, SWLs and Computer enthusiasts.




Picketts Lock Centre, Picketts Lock Lane, Edmonton, London, N9.

Saturday March 13th
10.00am - 6.00pm

Sunday March 14th
10.00am - 5.00pm

Lee Valley
Leisure **Park**



The London Amateur Radio & Computer Show is presented by RadioSport Ltd,
126 Mount Pleasant Lane, Bricket Wood, Herts, AL2 3XD. Tel 0923-678770.

London Amateur Radio

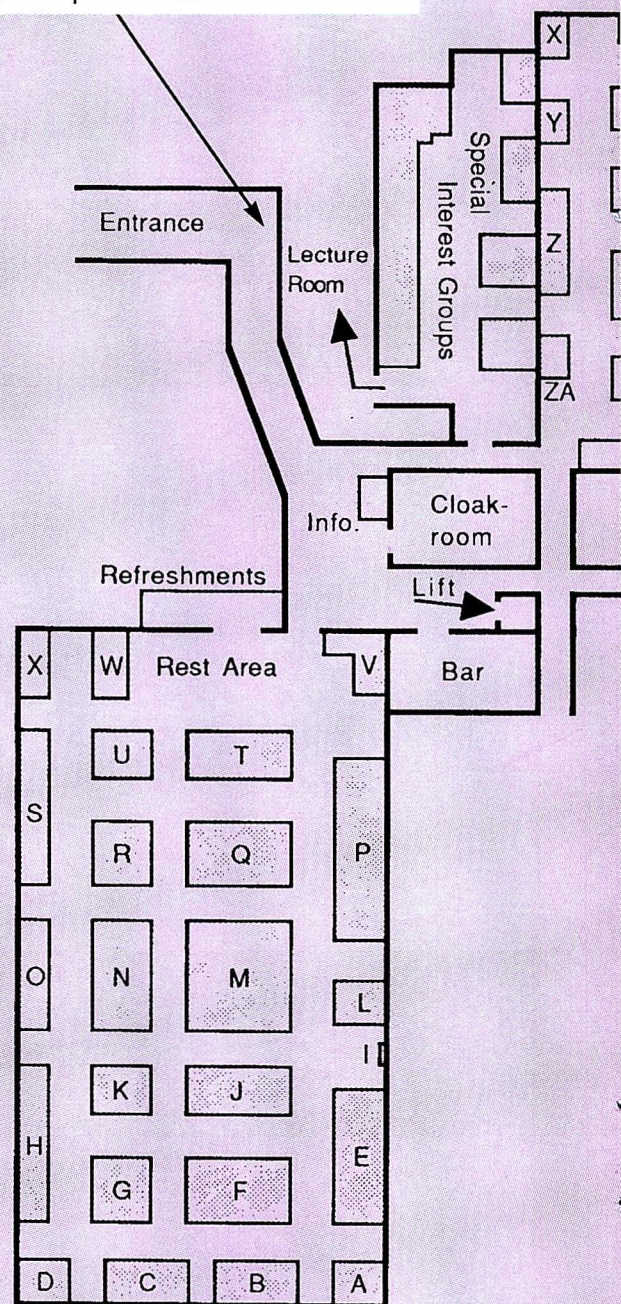


Come and leave a copy of your QSL card
on our giant display board.
It could win you a prize in our FREE DRAW!

Red Hall Exhibitors

Block

A.A.A.	Q
A.O.R.	X
ARE Communications	K
Badger Boards	W
Bonex	C
Bricomm	B
Brightman J.E.	L
Cheshunt & District ARC	J
Compelec	P
G4ZPY Paddle Keys Int.	P
Garex Electronics	D
Gemini	F
Hesing Technology	W
Icom (UK) Ltd	S
ICS Electronics Ltd	V
Keyes, Robert	Q
Lake Electronics	U
Lowe Electronics	M
MacDonald, Bill	L
Martin Lynch	R
Munro, Mr. J.	A
Nevada	H
New Cross Radio	L
Oasis Computers	E
PW Publishing Ltd.	T
R.J.H. Communications	J
Radio Research	I
Raynet (North London)	W
Rowland A.P.	U
S.M.C.	M
Sandpiper	Q
SEM	P
Siskin Electronics Ltd	U
South Essex Comms.	G
Specialist Antenna Syst.	O
St. John's Ambulance	P
Syon Trading	B
T.A.R. Trading	J
Technical Software	P
Trident Systems	E
Trio Kenwood UK Ltd	N
Venus Electronics	U
Westlake Electronics	P



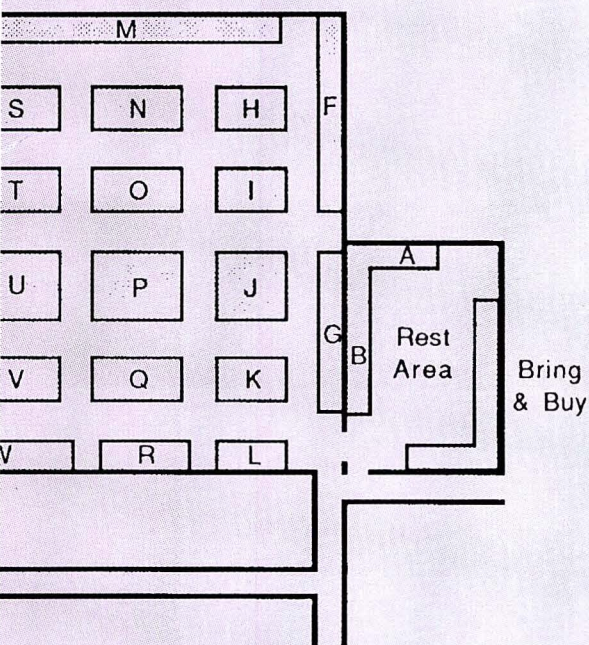
RED HALL

Your Guide to

Radio & Computer Show



BLUE HALL



Blue Hall Exhibitors

Block

A.J.P. Communications	X
A.K.D.	T
Agile Sales	Z
Algebra Computers	L
Castle Electronics	S
Computer Junk Shop	Y
Deecomm	F
Eastern Communications	P
Eskan Electronics Ltd	K
Firehorse	V
Giacomelli	H
GQRP Club	B
Graham A. J.	M
Ham Radio Today	I
Haydon Communications	U
Howes Communications	L
Jaferi S.H.	I
Jandek	U
Kanga Products	B
Kent R.A. Engineers	V
KM Publications	B
Lee Electronics	K
Loutronics	J
Marco Trading	P
Mermaid Computers	Z
Micro Magic	V
Morgan Smith H.J.	I
Poole Logic	S
PTV Electrical Services	N
RAIBC	B
R.F. Engineering Ltd	B
R.N. Electronics	U
RSGB	O
Radio Shack Ltd	G
Ripmax Ltd	Z
Rodmell, Peter	T
S.E. Electrical	V
S.G.S. Electronics	Q
Satellite Surplus	R
Silverthorn Radio Club	L
Silvertronic Ltd	Z
Southgate Club Bring/Buy	
Squire Components	Q
Strikalite	M
Strutt Electrical	U
Suredata	M
Telford	M
Tennamast Scotland	N
W E Software	A
Waters & Stanton	W
Wraith & Co.	S

Show Lectures

Saturday March 13th

12.00 - 2.00pm
'DXpeditioning: Pacific and Africa' by Roger Western G3SXW

2.00 - 4.00pm
'Computer Logging' by John Linford G3WGV

Sunday March 14th

12.00 - 2.00pm
'The Colour TV Repeater for London' by Adrian Hurt G00JY

2.00 - 4.00pm
'Morse Clinic' by Ron Ray G3NCL & Jim Lycett G0MSZ

Special Interest Groups

Air Training Corps
Amsat UK
Arnold G.C. & Ptnrs
BARTG
European DX Council
Grafton A.R.S.
Guide Dogs for the Blind

Hoddesdon Radio Club
Int. Short Wave League
Military Comms Museum
Remote Imaging Group
Royal Naval A.R. Society
Worked All Britain A/G

the 1993 Show



ALL ITEMS AVAILABLE BY MAIL ORDER, PLEASE PHONE OR FAX YOUR REQUIREMENTS

AERIAL ACCESSORIES

		P&P
50m 16SWG H/Drawn Copper Wire	£12.95	£3.50
Small Ceramic Egg Insulators	1.00	0.25
'T' piece Polyprop Dipole Centre	2.85	0.25
Deluxe Dipole Centre, 259 Socket	9.35	2.00
Self-Amalgamating Tape	4.95	1.00
300 R Slotted Feeder, per metre	0.58	0.10
450 R Slotted Feeder, per metre	0.50	0.10
URM67 50R Low Loss Coax, per metre	0.95	0.25
URM76 50R Coax, per metre	0.40	0.10

SPIRO ANTENNA PRODUCTS


PB1	1:1 Balun 2kW P.E.P.	17.95	2.00
LC160	160 Mtr Antenna Shortener Pair	24.95	2.50
LC80	80 Mtr Antenna Shortener Pair	23.95	2.50
T15	21MHz Traps 1kW Pair	39.90	2.50
T20	14MHz Traps 1kW Pair	39.90	2.50
T40	7MHz Traps 1kW Pair	41.90	2.50
T80	3.5MHz Traps 1kW Pair	41.90	2.50

PALOMAR

RX-100 Noise Bridge	69.95	2.60
P-405 Receiver Pre-Amplifier	129.95	2.50
PF-300 Scat Audio Filter	139.95	2.50
PB 350-W Balun, 1:1, 1.5:1, 2:1, 3:1, 4:1, 5:1, 6:1, 7.5:1, 9:1, 12:1, 16:1	26.95	2.50

KENWOOD

We are pleased to announce that we have been appointed as official sales and service agents for all Kenwood Amateur Radio Products.



Twin Paddle Jones Key

Latest design in CW hardware, with certain design features not found on any other twin paddle key.

£64.95 plus £5 p&p

Carriage and packing charge minimum
£1.50 per order.

Phone for prices on Kenwood Icom Yaesu, and our wide range of accessories

BREDHURST ELECTRONICS LTD HIGH ST, HANDCROSS, W. SUSSEX RH17 6BW

Open Monday-Friday 9am-5.30pm Saturday 9.30am-4.30pm

GAPTECHNOLOGY

EAGLE DX VI

- Special Design for pole mounting
- No radial wires
- Operates on 40, 20, 17, 15, 12 & 10 metres
- Total length 21 feet

£239.95

CHALLENGER DX VI

- Operates on 80, 40, 20, 15, 12, 10, 6 & 2 metres
- Ground mounting, height 31 ft.

£229.95

VOYAGER DX IV

- Operates on 160, 80, 40 & 20 metres
- Ground mounting, height 45 ft.

£389.95



SOUTH ESSEX COMMUNICATIONS LTD

CONTACT US NOW...

Is there any piece of equipment which you are having difficulty obtaining? We are EXPERTS in worldwide importing and exporting. If it's available we guarantee to get it for you at the best price, WITHOUT sacrificing sales back-up or service. With 1993 upon us and E.C. freedom of trade, don't be tied to UK prices, call now!

SPECIAL OFFER

ICOM ICR7100 + ARA1500	£1259
ICOM R9000 + ARA1500 + ARA60	£4399

KENWOOD (Authorised UK dealers)

TS950SD	£2195	SAVE £150
TS450S	£1100	SAVE £150
TS690	£1250	SAVE £150
TM741E	£685	SAVE £75
TM241E	£290	SAVE £50
TH77E	£370	SAVE £25
TH78E	£399	SAVE £25

ICOM LOOK AT THESE PRICES!

IC2400E	£499	ONE ONLY
IC2410E	£575	SAVE £100
ICR71E	£849	SAVE £100
ICR1	£329	SAVE £36
IC21E	NOW IN STOCK	£385

AND ALL ACCESSORIES AVAILABLE

YAESU	
FT890TU	£1250
FT767	£1685
FT290RII	£425
FT530+FT1000	NOW IN STOCK

Phone for our latest list of used equipment

Prompt mail order service, finance facilities available, interest free credit on selected items. Prices correct at time of going to press, E&OE

YUPITURU

MVT7000 £299

SONY

SW77 £325

SONY

SW55 £225

STANDARD

ALINCO

MFJ

DIAWA

DIAMOND

COMET

and many other brands in stock

SOLE UK IMPORTERS

DRESSLER ACTIVE ANTENNAS

ARA60 Active Antenna
50KHz-60MHz with limited performance up to 100MHz £163.00

ARA1500 50MHz-1500MHz
Frequency Gain
50-1000 11.5dB
100-1500 11.0dB
£163.00 - 'N' connection

SHORTWAVE ACTIVE ANTENNA ARA60

940mm high 64mm diameter complete with cable + PSU and interface £163.

Now fully tuneable interface. Intercept point + 21dBm typical.

OUR LOCAL AGENTS

DAVE (Eastcote, Leics)
0533 608189;
STUART (Bromley, Kent)
081-313 9186;
TERRY (Biggleswade, Beds)
0767 316431

NEW RANGE OF AERIALS, MOBILE + BASE NOW BEING STOCKED PLEASE CALL.



Opening hours:
Mon-Fri 9:00am-5:30pm
Sat 9:30am-4:30pm

191 Francis Road, Leyton, London, E10 6NQ

Telephone: 081-558 0854 081-556 1415

Fax: 081-558 1298 Telex: 8953609 lexton G


V21/22 22bis
Mailbox and BBS
After office hours
on 081-556 1415

24 hour hotline
ansaphone on
081-558 0854

PW SPECIAL OFFER

Pre-Publication Offer!

***Newnes Practical RF Handbook* by Ian Hickman**



Professional engineer and electronics consultant Ian Hickman's books and expertise are well-known. This established author has written for many magazines, including *PW*, and his approach really has the 'practical' touch.

Ian Hickman's latest book provides an easy-to-read introduction to modern r.f. circuit design. It's aimed at those learning to design r.f. circuitry and users of r.f. equipment such as signal generators and sweepers, spectrum and network analysers.

Pressure on the r.f. spectrum has never been greater, and it's the people with knowledge and skills of r.f. design who are now in demand in the world of electronics. The book will be a valuable source of information for r.f. engineers.

The book in its non-mathematical approach covers: Passive components and circuits, r.f. transmission lines, r.f. transformers, couplers, directional couplers and hybrids, active components for r.f., oscillators, modulation and demodulation, r.f. amplifiers, small signal and r.f. amplifiers, power, attenuators and equalisers and instruments.

With 320 pages, this fully illustrated book, to be published at £16.95, will prove to be a very useful addition to your reference library at the bargain pre-publication offer price of £13.95 plus £1 p&p (UK), or £13.95 plus £1.75 overseas (surface mail) post.

(1)

To: ***Practical Wireless* Special Offer (March)**
FREEPOST, Arrowsmith Court, Station Approach, Broadstone,
Dorset BH18 8PW.

Please send me***Newnes Practical RF Handbook(s)*** @ £13.95 plus £1
p&p (UK), £1.75 (overseas surface mail).

Name

Address

.....

.....

.....

Postcode

I enclose cheque/PO (Payable to PW Publishing Ltd) £

Charge to my Access/Visa Card the amount of £.....

Card No.

Valid fromto.....

Signature

Tel:.....

HOW TO ORDER

Complete **both** coupons, in ink, giving your **name and address clearly in block capitals**. Coupon (2) will be used as the address label to despatch your book. Send the coupons, with your cheque, to: PW Special Offer (March), FREEPOST, Arrowsmith Court, Station Approach, Broadstone, Dorset BH18 8PW.

If you wish to pay by credit card (Access, Mastercard, Eurocard or Visa only), please fill in your card details and sign the coupon where indicated.

(2)

Name

Address

.....

.....

.....

.....

Postcode

If you do not want to cut your copy of *PW*, a photocopy of this form is acceptable.

PW Publishing Ltd., Broadstone, Dorset
(Reg. No. 1980539, England)

A User Guide to 934MHz

We asked keen operator John Levesley G0HJL/GC126 to tell us about the 934MHz band. Here's John's plain man's guide to this enigmatic band.

The use of 900+MHz for CB goes back to the beginnings of legal CB in the United Kingdom. The original proposals have been modified in both frequency and antenna specification since then, but in spite of these changes, and an embargo on the import or manufacture of new equipment, the band is still with us.

As with CB radio in general, only messages in plain speech can be transmitted. This is carried out using frequency or phase modulated transmissions.

British Company

A British company, REFTEC, soon produced the first practical 934MHz transceiver and matching antennas. There were three models in all, starting with the MkI, now a little long in the tooth. The MkII was a very nice radio and is still giving pleasure to many, and the REFTEC base station, which is pretty rare and resembles the flight deck of Concorde.

Other early rigs were the Grandstand transverter (27 to 934MHz), and the very rare Westminster dual-band 27/934 base station. The final successful British set produced was the Uniace 400, but by then came the imports from the land of the rising sun.

It didn't take the Japanese long to identify the UK as a market for 934MHz CB radio. They were already exporting a similar system to Switzerland. The NPR Kestrel or Commtel was the first of the Japanese imports, followed by two similar hand-held models and the Cybernet Delta One rig.

If REFTEC deserve all the credit for getting 934MHz CB started, and SELECTIONS of Canvey Island the credit for setting up the first specialist dealership, it was undoubtedly Nevada Communications in Portsmouth who accelerated the band's growth with the Delta One rig.

The Cybernet Delta One established itself as the 'Mini Cooper' of 934MHz. Small, neat, full of features, good ergonomics and reliable and it took the band by storm.

The only better looking sets I saw, were two Clarion transceivers, demonstrated by Jim Finch, a great enthusiast for 934MHz, of Solid State

Electronics.

These were state of the art personal radio system transceivers for Switzerland, with all kinds of selective calling and control features. The Clarion showed what might have been.

Because of the cost of the equipment, the service grew slowly at first. Comparative maps I made several years ago show eight stations in South East Dorset in spring 1984 when I first operated, doubling the next year, and doubling again in 1986.

Patchy Activity

The use of the 934MHz band was patchy throughout the UK, activity was confined to many geographical pockets. The intensity of operation increased southwards from Scotland, through the North of England and into Eastern and Southern England.

In Wales, activity was mainly restricted to the North and South coasts of the principality. In Northern Ireland and the Channel Islands, activity was limited to a few dedicated operators.

The years 1986-88 were probably the vintage years of 934MHz, with superb lift conditions. There was a peak in operator numbers and a steady supply of good quality equipment.

Around this time, there was a serious blow. The government reallocated the 934MHz frequency to a commercial digital voice communication service (a sort of super CB service for small firms or large commercial sites).

Although this service has still not materialised, the authorisation to manufacture or import 934MHz transceivers was withdrawn. The existing 934MHz users can continue to operate as long as their stations are capable, although new equipment is very scarce, and second-hand items are in short supply.

Despite continuing assurances that the band could continue to decline gracefully by natural attrition over many years, a significant number of operators left the band in resignation, despair or disgust.

There is every indication however, that the band is now undergoing a regeneration, as equipment is bought and used by new operators. If a really good period of lift on the band returns, then a total resurgence of activity could happen quite suddenly.

The Specifications

Dismissed as a gimmick when it first appeared, 'experts' said that stations would be lucky to operate across the road with the specification allowed. Indeed on paper it didn't look promising, low power with low gain antennas and high feeder losses.

The specifications were coupled with operators who were seen as lacking the technical background to cope with the black art of working with these frequencies.

Remember that 12-years ago when these discussions were evolving, it took a lot of skill for radio amateurs to get good performance from a 1.2GHz system.

The proposed 934MHz band was popularly derided as a 'toy town' radio service for the masses by some older amateurs. The experiences of the pioneers in 934MHz showed that the facts did not match their predictions.

Line-Of-Sight

Like any u.h.f. frequency, day-to-day propagation at 934MHz is more or less line-of-sight. However, as the frequency is suitable for radar applications, it's subject to reflected and scattered signals. This scattering effect can lead to some irregular signal enhancement. This scattering can

Fig. 1: The Cybernet Delta-1 934MHz CB radio, on the right of the operating bench, shared with a wide-band receiver, and an h.f. amateur band transceiver.



also send signals round corners, and produce some unexpected signal paths between stations. Rather like auroral propagation, but very much more localised.

Propagation both by ducting and refraction is also quite common on 934MHz. Local morning or evening temperature inversions will often enhance conditions. Also propagation over low-lying land or sea paths may be reliable over ranges well in excess of 150km. Stations in low-lying locations, but with a good take-off for their signals, will often experience knife-edge bending of their signals. Atmospheric conditions over distant highland ridges, may also bend signals over the ridge and down the other side.

Full blown tropospheric refraction propagation is spectacular on 934MHz, with sustained directional propagation over hundreds of kilometres on low power and with simple antennas. One confirmed contact from was Jersey to County Antrim, some 700+km.

After talking with amateurs in the USA about their 900MHz allocation, I found that they regard this band as similar to 430MHz, rather than 1.2GHz.

Antenna Location

Successful operating at 934MHz depends mainly on your antenna location. In general, the higher and less obstructions, the better. Remember a 75-80mm wet leaf is a $\lambda/4$ reflector at 934MHz!

Mature trees in full (wet) leaf can attenuate signals like a black-hole. I hate to be negative, but if you live in a deep hole surrounded by trees, be prepared to go mobile if you want to get anything from the band.

On 934MHz, it is generally unsuitable for car to car contacts, even over quite short distances. It is also of limited suitability for car-base operations over distances exceeding 7-10km. When used for marine mobile operations or from hilltops it's rather better, sometimes with spectacular results during lift conditions.

The band is pleasantly informal, and is well known for the high standard of operating. Operators stick to a code of practice that is polite, friendly and sensible. We've not experienced some of the worst excesses, seen on 27MHz, or for that matter, some amateur bands.

The (illegal) use of linear amplifiers is frowned upon, though the limited availability of them has prevented serious abuse.

Power microphones are acceptable, but other operators soon let you know if your signal is over-the-top. Odd aberrations have been the results of excessive temporary enthusiasm, rather than serious misdemeanour.

Individual operators have tried out repeaters, phone patches, and various data communication modes, all of which are of course prohibited. Many operators and their representatives still maintain a generally good reputation with the Radio Communication Agency who, on the whole, have not been upset by these little individual deviations.

Packet Radio

There is a desire amongst some 934MHz operators, myself included, that nationally one channel should be officially designated for use with packet radio. I would hope that at least one to one communication, digipeating and the use of personal mail boxes could be considered.

Interference from cellular telephone services can be a problem. The band is bracketed by mobile phone allocations, and some interference does occur. Interference may be reduced, but not eliminated, by

Practical Wireless, March 1993

switching off any receive pre-amplifier or by fitting a cavity filter. One easy way to avoid interference, would be to have the option of operating using horizontal polarisation.

Normally, vertical polarisation benefits mobile operation from hilltops (few horizontally polarised mobile antennas were produced commercially). Even now, the most useful antenna is probably a vertically polarised collinear.

There is though, some subjective evidence that horizontal beams are marginally more effective on 934MHz.

A station with no interference problems could operate with a right hand circular polarised helical beam. This is a very effective antenna and can work stations of either polarisation.

Barrier Features

The band is populated with clusters of stations, separated by 'no go' areas, usually high ground or other barrier features. Many operators seem to be in their mid 30s, but the number of operators is difficult to calculate.

There may be as many as 1000 active stations still on air, with half as many again temporarily silent. Strangely enough many 934MHz users have gained, or hold, amateur licences. There are only a few junior operators, but a high proportion of ladies on the band.

The calling channel is usually channel 10 or 20. Except under lift conditions, it is quite normal to hear only one or two channels in use.

A popular aspect of band usage is mobile operation from high ground, which has a large following in some areas. The conversation may be brief if there's lots of activity, though rarely as concise as some amateur contacts.

During openings or large scale ducting, stations you normally cannot hear, appear as 9+40dB signals. Confusion may reign as half the stations in Britain attempt to use the 18 chat channels to work DX!

Vertically Polarised

Mobile antennas for 934MHz are mainly vertically polarised collinears of various designs. There are some small collinears around, including the original REFTEC models that look like cellphone antennas.

Other antennas can be over a metre long. The most easily identified, are the Nevada mobile collinears with their distinctive orange base, and air-spaced phasing coils.

Collinears make good base-station antennas as well, and many are shrouded for weather protection. Directional antennas have mimicked amateur design antennas. Commercial models having been derivatives of either loop or Yagis, quads, helical beams, skeleton slots and even dishes.

Many operators own a receive pre-amplifier, capable of boosting incoming signals by as much as




Fig. 2: The Cybernet rig nestling behind the gearstick, ready for a mobile session.


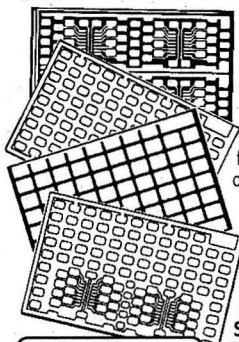


Fig. 3: The antenna for mobile use, is a Nevada collinear type on a gutter mounting bracket.

C.M.HOWES COMMUNICATIONS

NEW!



The new **HOWES "SperiBoards"** are general purpose PCBs for education, training, prototyping and one-off projects. They are quick and easy to use, and much more suitable for RF than "strip board" types. Components (conventional or surface mount) solder directly to the pads in a more sophisticated version of the old "drawing pins in a breadboard" trick. Two styles have their solder pads surrounded with a ground plane, so a short earth connection is always to hand! All are "Eurocard" size: 160 by 100mm.

SF01S .4 by .5 inch pads with two supply rails.
SF02S .2 by .4 inch pads with supply rail and ground plane.
SF03S .2 by .3 inch pads with provision for four ICs.
SF04S .2 by .3 inch pads, two ICs and ground plane.

£2-90 each

4 for **£9-90**

(plus P&P)

SperiBoard Trade Mark

Trade enquires welcome

Add-on Digital Readout!

The **HOWES DFD4** is an add-on Digital Readout for superhet receivers and transceivers. You pre-set the IF offset frequency (up to 6 IFs with the optional PMB4), and the DFD4 displays the true tuned frequency with a 100Hz resolution.

For a top class finish we offer the CA4M "hardware pack". This contains a custom made case with pre-punched anodised aluminium front panel, display filter, switch, knob, socket, nuts and bolts etc. Give us a ring to discuss adding digital accuracy to your radio!

DFD4 Kit: £39-90

PMB4 Kit: £9-90

DFD4 Assembled PCBs: £59-90

CA4M Hardware: £19-90



Digital Frequency Readout

Mail Order to: Eydon, Daventry,
Northants NN11 6PT
Tel: 0327 60178



ACTIVE AIR-BAND ANTENNA

The new **HOWES AB118** Active Antenna has been optimised for the VHF air-band listener. A low noise IC preamplifier gives excellent performance from 118 to 137MHz without loss of sensitivity at the band edges. A band-pass filter on the output reduces out of band signals to help your receiver's performance. The half-wave, end-fed antenna element is formed with ribbon cable, so it can be easily rolled up and packed for holiday use. It also fits in standard 1.5inch plastic water pipe for permanent weather resistant installation at home. The total antenna length is 1.65M. The **HOWES AB118** gives excellent air-band performance that will help pull in those more distant signals from both home and portable locations.

Kit: £17-70

Assembled PCBs: £24-70

Drawing of AB118 Modules

Some kits from the range:-


	Kit	Assembled PCB
AA2	150kHz to 30MHz Active Antenna	£8.50 £12.90
AA4	25 to 1300MHz Active Antenna for scanners	£19.80 £26.80
ASL5	External sharp SSB/ narrow CW Audio Filter	£15.90 £24.60
CTU30	Antenna Tuning Unit for all shortwave bands	£31.50 £38.40
CV100	Converter, adds Shortwave to VHF scanners	£26.50 £37.90
DXR10	10, 12 & 15M SSB/CW Receiver	£26.60 £39.90
SPA4	4 to 1300MHz Broadband receiver pre-amp.	£14.90 £20.90
TRF3	TRF Shortwave Broadcast receiver (for junior op?)	£15.50 £21.70

PLEASE ADD £1.50 P&P for kits & boards, or £4.00 if ordering hardware.

HOWES KITS are produced by a professional RF design and manufacturing company. They contain good quality printed circuit boards with screen printed parts locations, full clear instructions and all board mounted components. Sales and technical advice are available by phone during office hours. Please send an SAE for our free catalogue and specific product data sheets. Normally all items are in stock and delivery is within seven days.

72 & 73 from Dave G4KQH, Technical Manager.

**Essex
Amateur
Radio
Services**



**WHY NOT HAVE A
SPRING CLEAN AND
SELL EARS ALL YOUR
REDUNDANT EQUIPMENT**

**TOP QUALITY GEAR
WANTED - CASH WAITING
(WE COLLECT)**

Tel Dave G3RCQ 0708 374043

Mobile 0850 320134

Alan 0268 752522 {PHONE/
FAX



32 Years Buying & Selling



DATING
ELECTRONICS LIMITED

Clayton Wood Close
West Park
Leeds LS16 6QE
Tel: 0532 744822
Fax: 0532 742872

**For products you can rely
upon to give amazing results**

For information on **Active Antennas, RF Amplifiers, Converters, Audio Filters, the Morse Tutor and Speech Processors** send or telephone for a free catalogue and selective data sheets as required.

All our products are designed and made in Britain.

Orders can be despatched within 48 hours subject to availability.



— VISA AND ACCESS WELCOME —



20dB. Firms such as Crestbyte, Nevada, Corona, RN Electronics and several other specialist manufacturers have made internal, in-line and masthead units.

Some masthead units incorporated an antenna switcher unit. One even had an output amplifier stage at the masthead which lifted the power at the antenna back to the permitted 8W output.

Shock Price

An enormous shock to many, is the price of coaxial cables and plugs. On 934MHz you **cannot** compromise on the quality of feeder and plugs.

From the start you should buy silver-plated N-type or BNC plugs and sockets at about £3-4 each. Cable, such as H100 or similar at £1+ a metre is recommended.

The older UR67 is fine at lower frequencies. But it's just not good enough for efficient operations at 934MHz.

The 934MHz Club UK is, I think, the only specialist organisation representing 934MHz users. I don't think the Personal Radio Club of Great Britain is active any longer. If I'm wrong, sorry, please contact the Editor a.s.a.p. to correct the mistake.

Until a couple of years ago the 934MHz Club UK used to run a couple of contests. In the late 80s,

the contest was discontinued by the club committee due to lack of support. The Club does run some award schemes and also activity days.

Members congregate at some of the regional radio rallies, like the Wimborne Hamfest in Dorset, where local operators have put on a stand for several years. For details of the club, contact: **The 934MHz Club UK, Hon Sec Doris Spencer, PO Box 934, Featherstone, Pontefract, West Yorkshire WF7 6YZ.**

Second-hand Equipment

For those of you looking to start on 934MHz, you'll have to use second-hand equipment (but not second-hand cables or plugs). A number of advertisers in *PW* once imported 934MHz equipment, and they are mentioned in the text. Brian Hollins used to run a 934MHz Exchange agency, although he's not very active anymore.

Second-hand equipment is advertised occasionally, but you'll have to be quick. Before I finish I have one plea to those of you with a set, or sets, mouldering away and not being used. There are a lot of people out there keen to get on the band. Please put the rigs on the market, for the sake of 934MHz. You'll get a good price, and help keep the band alive.

PW




Fig. 4: Available from Nevada, the base station collinear antenna. Mounted high up it provides good all-round coverage.

Coming Soon... The SG-2000 HF Mobile Transceiver

*In an effort to encourage more h.f. mobile working in the UK, Rob Mannion G3XFD brings news of an interesting transceiver from the USA, the SG-2000 which is featured on this month's front cover and which he hopes to review in *PW* very soon.*

I've been a very keen h.f. band mobile operator for many years. For almost two decades I used my trusty old Yaesu FT-75, and it's still capable of world-wide QSOs on 14MHz, even when only running 30W p.e.p.

Unfortunately, here in Europe we just don't seem to go in for h.f. mobile operating as they seem to do in the USA. You've only got to see the car parks at Dayton every year to realise how keen the Americans are on mobile working, particularly on 7 and 14MHz.

Dayton And Friedrichshafen

Last year, during my visits to the Dayton HamVention and Friedrichshafen Hamfest, I came across the SG-2000 h.f. mobile transceiver, featured on this month's front cover. Although not primarily designed for the amateur radio market, I found it to be an interesting concept.

At both the American and German shows the rig was installed in a sports car. The interest being shown (even by middle-aged radio amateurs like myself) was surprising.

As a result, we're hoping to have one of the transceivers to review very soon. I hope to give the transceiver a thorough 'road test'.

The SG-2000 transmitter covers from 1.8 to 30MHz continuously in 0.1kHz steps, with ± 10 Hz frequency stability. The receiver covers the frequency range of 500kHz to 30MHz.


The transmitter has 150W output, and its rugged construction would seem to lend itself particularly well to mobile and maritime mobile working.

Your Mobile Equipment

While the SG-2000 transceiver equipment review is under way, I would be very interested to hear about your mobile equipment. Do you operate h.f. mobile? If you do, *PW* would like to hear from you on this very neglected aspect of amateur radio in the UK.

In the meantime, I'm pleased to say that there are rumours of new products for h.f. mobile on the way from various manufacturers. You can be assured that we'll keep you informed of developments as they surface.

So, having brought you a sneak preview of the SG-2000, I've really got to try hard and get one to review. Watch this space, and if you're keen on h.f. mobile working, please let us know about your activities.



Although not originally specifically designed for the amateur radio service, the SG-2000 has been proved to be a very rugged transceiver, and it should prove to be useful for the mobile and maritime mobile operator. *Practical Wireless* hopes to review one of these rigs in the near future.

... From The USA

Bits & Bytes

The Computer In Your Shack

Your response to the first 'Bits & Bytes' was overwhelming - from both readers and professionals there are many interesting items to review. However, due to space limitations, some items will have to be left until next time.

Johnny Brown G3LPB is a 'Dragon' collector (the computer that is!). He's an avid 'fixer' of all the older type machines.

Johnny is a 'hoarder' and has spare parts and software for many computers. If you think he can help you in any way, why not drop him a line.

Please make sure that you include **return postage** and **packing**. Johnny's address is: 45 Marlborough Avenue, Falmouth, Cornwall TR11 4HS.

John Bellis GD7KQX has a PK232 and a VIC 20. He had the packet system running when using a borrowed C64, but no joy with the VIC 20.

John has Pacterm for the VIC but when the first command comes onto the screen it all locks up. If you have the answer would you please let me know, or contact John direct, he is QTHR.

Richard Gulliver G4EDQ wrote to me from Germany, and asked me to bear in mind the none-PC users. No problem Richard, this is an 'all computers' column. I made a couple of phone calls and managed to get some useful information for Commodore users, see the 'Club Spot' elsewhere in 'Bits & Bytes'.


Vic Flowers G8QM needs some amateur radio software, plus 3in discs, for his Amstrad PCW 8512. The only source of CP/M software I know is the PDSL (full details elsewhere in this article).

If any of you have any amateur radio software for the Amstrad PCW, or know of a source of such, plus also the source of 3in discs for these machines, please let me know. I'll pass the info on to Vic, and also include it in the next 'Bits & Bytes'.

BASIC Listings

It has been suggested that I print program listings in BASIC in this column. But due to the fact that all computers use their own dialect of BASIC (plus, not all readers would find this of interest). I don't feel this is a good idea. However, what do **YOU** think?.

Fig. 1.



Shareware

The other thing that's been bothering a lot of you, is the meaning of 'Shareware'. As I'll be reviewing a lot of 'shareware' programs over the coming months, I'll give a short description now.

Shareware programs are commercial programs that are distributed via the public domain. They're available on a 'try before you buy' basis, for an **evaluation** period (normally around 30 days), before parting with your cash.

You are allowed to give copies to your friends, etc. If, at the end of this period, the software is what you want, you are then expected to **buy** it by sending your money to the author or his agent. This will get you the latest copy of the program, plus news of updates, etc.

There are libraries where you can buy discs containing these programs. I have listed those who have contacted me so far. Any others will be listed as and when I hear from them. (I would especially like to know of any shareware libraries for **non** PC computers).

The Public Domain and Shareware Library (PDSL). Tel: (0892) 663298, speak to Rod Smith G4DQY. Ask him about the 'Libris Britannica' CD. WOW!

Shareware Marketing, 3a Queen Street, Seaton, Devon EX12 2NY. Tel: (0297) 24088. Also, Paul Sargent G4ONF. Paul doesn't run a library, but does handle the registration for several shareware programs. Tel: (0603) 747782.

Second User IBM

I bought a 'second user' IBM XT a few weeks ago. It was a model 5150, no books but in very good working order. It has 640K RAM, two 360K 5.25in floppies, and came with PC-DOS 3.3.

The machine was made in 1982. The system unit and monitor are in pristine condition, the keyboard is a bit dirty but will soon get cleaned. I gave £50 for this and am very happy with it. I shall be putting a hard disc in this machine soon, so I will feature that as a future project for these pages.

I also got hold of a none-working (then, but not now) Spectrum. This is built into a DKTronics case and includes an Interface 1 plus power supply. It also includes a Microdrive unit, but no cartridges. I would be pleased to hear of a source for these, especially with 'HAM' software on them. This machine will come in handy for reviews in 'Bits & Bytes'.

The other thing I need is an Atari STFM power supply. I have a friend's one here, he cannot afford a new p.s.u. and this one is beyond repair.

Okay, so that's an idea of what 'Bits & Bytes' is all about. Any help I get with these items will be published here.

This Month's Review

The first item for review is a book, *Basic Packet Radio*, written by Joe Kasser W3/G3ZCZ. Joe is well-known as the man behind 'Lan-Link'. It comes with a disk containing a copy of Lan-Link.

Basic Packet Radio has over 360 pages. It's extremely well-written, very informative, and is ideal for the absolute raw beginner, as well as the veteran. The many chapters explain "everything you always wanted to know about packet, but have been afraid to ask"! This book also contains the entire Lan-Link manual.

If you own a PC and a TNC and you want to do things correctly from the start, and use the best software available, then this may be just what you are looking for. The price is £19.95 (plus £2.50 p&p).

For a copy of *Basic Packet Radio*, plus information of all the other programs written by Joe Kasser, contact Terry Dansey G0BIX at Readycrest Ltd., PO Box 75, Chatham, Kent ME5 9DL. Tel: (0634) 687168. Many thanks to Joe for the review copy.

Shareware Marketing sent me a couple of discs to look at. The first one is called "PC TRACE" (disc No.EN15) and is a PCB Design program. The other disc contained a Logbook program called: "LOG-EQF" (disc No.HR6) and is an electronic logbook. I will be reviewing these in future issues.

Siskin Electronics sent me a PACTOR Controller for review. No room in this issue, but watch this space. If you need anything for Data comms, contact the lads at Siskin. Tel: (0703) 207155.

If Slow-Scan TV or FAX is where your interests lay, then this may be of interest to you. Comar Electronics sent me their PC Slow-Scan TV and PC HF FAX v 6.0 for review. As both of these use the same items of hardware, and both operate in much the same way, the main review will be of the SSTV system.

Photograph Fig. 1, shows what you get for your money. The handbook is very informative, as well as extremely easy to follow. The disc contains all the software, including an INSTALL program. The hardware consists of the Demodulator (for receive) and (optional on the HF Fax) the Modulator (for transmit). The Demodulator is built into the casing of a standard DB25 pin plug, which plugs directly into the serial port of your computer.

The lead from the Demodulator plugs into your receiver (or receive side of your transceiver). If you are using the Modulator as well, then this plugs between the computer and the Demodulator. The lead from the Modulator goes to the Mic socket of your transmitter.

The cassette tape helps you to get everything set-up correctly, and gives you practice at receiving 'live' signals.

To run PC Slow-Scan TV you will need any PC that has at least one Floppy disc drive and 640K of system memory (RAM). Almost any monitor is okay for the FAX program, but you need at least a VGA monitor for this newest version of Slow-Scan TV. If you want to print your pictures, then both programs will accept all 'popular' printers. Your computer will also need a Serial (RS232) port (plus printer port if using a printer) and MS (or PC)-DOS 2.1 or higher.

The PC Slow-Scan TV is completely menu driven, and leaves you in no doubt as to what to do or how to do it. Once you have tuned in the signal, you just press the (R)eceive key to start 'Digitising'. When the whole picture has been received, it will then be 'read' onto your screen. To send a picture you just press the (S)end key. This displays a new menu, which allows you to send a 'currently loaded' picture or one from your .GIF or .PCX collection. In RX and TX mode all 'standard!' modes are recognised and used. This includes 'Martin', 'Scottie', 'Robot', 'AVT', etc., in Colour as well as B&W.

A built-in Tuning Oscilloscope helps you get the best possible results, and full editing facilities allow you to edit pictures.

I used a couple of pictures from my '.GIF' collection, loaded them into the SSTV program and edited them with my callsign, etc. Whilst I have received lots of very good

pictures from stations on h.f. (see Fig. 2 as an example), I have only, so far, transmitted pictures on v.h.f.

This complete package, whilst being very sophisticated and complex, is so very simple to use. Obviously I have a few 'gripes' about the way it does things. Like having to load a picture onto the screen before you can transmit it (rather than sending it straight from the file list). As I've never tried any other SSTV packages it's impossible to make comparisons. However, considering all the features, and ease of use of PC Slow-Scan TV, for the price, I feel it must be worth further investigation.

At the time of writing this, I haven't been able to find any h.f. FAX stations, so I can't report on the transmit side of that program. However, I have received lots of very good weather maps and charts. As the two programs appear to look and work the same, and both use the same hardware units, I have no doubt that PC h.f. FAX will give the same results (and drawbacks!). The frequency I found most activity on was 14.230MHz u.s.b.

PC Slow-Scan TV costs £135.48 (plus £3.25 p&p). PC HF FAX v 6.0 costs £116.33 (plus £3.25 p&p). For this system the optional Modulator (for TX) is £59.80.

For either of these products, plus information about the other items in this range, contact Peter Cotton at Comar Electronics, Unit 10, Samuel Whites Estate, Medina Road, Cowes, Isle of White PO31 7LP. Tel: (0983) 200308.

My thanks to Peter Cotton for the review items. Also to Alan G0KRU for the hours of fun and enjoyment he gave me whilst in two-way SSTV QSO.

Well, that's it for this month. Keep the letters and goods coming. Everything of interest will get a mention/review eventually. Usual contact routes, via packet G0GSZ @ GB7LDI.#35.GBR.EU. Telephone or FAX (0603) 748338. Post to: 2 Mayes Close, Bowthorpe, Norwich NR5 9AR. Till next time, 73 de Peter G0GSZ.



Fig. 2: A slow scan TV picture 'grabbed' from the screen.

CLUB SPOT

THIS SPACE IS FOR YOUR CLUB!

Amiga Amateur Radio User Group
No fee.
Send an A5 s.s.a.e. (24p) to:
Bob Wellbeloved G3LMH
8 Orchard Close
South Wanston
Winchester
Hampshire
SO21 3EY.

Commodore Club (C64/128)
No fee.
Paul M. Timmins G0NDV (@ GB7SYP)
60 Bramwell Street
Netherthorpe
Sheffield
S3 7PA

Come on club secretaries, let's hear from you with news and views on the radio computing scene!

Computing In Radio Special Issue

Look-out for the May Issue of *Practical Wireless*, it is a **Computing In Radio Special**.

I look forward to seeing you then! Peter G0GSZ.

Back To The Future To The First Repeater in 1901!

We've got a mobile 'theme' this month. As many of us use repeaters when we're working mobile, Stan Crabtree G3OXC thought he'd surprise us by revealing that repeaters are almost as old as radio communication itself!

You might be forgiven for thinking that radio repeater stations were a relatively modern idea. The system nowadays, is confined to frequencies in the v.h.f. range and above, and serves to extend the range of radio communication for fixed and mobile stations.

Today, the modern repeater aids communications where difficult or unsuitable terrain exists between two stations. The use of such equipment also allows portable equipment to employ much lower power.

Many people will be surprised to know, that the first repeater was reported to have been used in Belgium as far back as 1901! It was used to provide a wireless telegraphy service between Brussels and Antwerp.

Effective Range Limited

In the early 1900s, the effective range of wireless telegraphy using long waves was limited. A range of 160km was possible over the sea, but propagation over land was reduced to less than a quarter of this distance.

Although tuning had been introduced after a fashion, the significance of resonant circuits was not

Emilio's progress was rapid. In 1900 at the age of 20, he submitted a paper to the Academie des Sciences in Paris on the role of the antenna and earth in electrical wave propagation.

Hertzian Waves

Intrigued with the current development of Hertzian waves, Guarini also put forward the idea of wireless repeater stations every 800km or so. Using this technique, he suggested any area of the earth's surface could be covered - and it would be especially useful for polar expeditions which were being considered at that time.

Emilio Guarini got his chance to put his theory into practice in late 1901. This is when the Belgian government approached him with the idea of the Brussels-Antwerp link.

Guarini chose as his repeater station the town of Malines, mid-way between the two cities. It was also important that it was on elevated ground.

Substantial Task

There was a substantial task ahead. Apart from the complexity of the repeater section, the basic apparatus in 1901 was very rudimentary.

On the transmitter side, there was the induction coil, spark gap, Morse key and capacitor. The capacitor, in those days, was usually in the form of Leyden jars.

For reception, the coherer was being used as a detector. When conduction occurred, a circuit was made to a relay coil. The relay in turn operated a recording pen which endorsed the Morse characters on a paper tape, driven by a clockwork mechanism.

Land Repeater

In the land telegraph system, the introduction of a repeater presented no great problem. By means of a polarised armature, a local battery was switched in and out of circuit to follow the Morse characters keyed at the source station.

However, for wireless telegraphy the requirement became more complicated. Despite this, the basic system appeared plausible enough.

Wireless waves reaching the antenna would activate the coherer. This would switch in a relay circuit, adjusted so that it would close the induction coil circuit creating the spark and radiating the energy.

On test, this newly transmitted wave was found to interfere with the weaker incoming signal and the coherer was 'choked'. Even with the relatively slow signalling speeds in use (rarely above eight words per minute at this time) - the system proved to be inoperable.

Improving The Design

Guarini set about improving the design until it worked correctly. Unfortunately, it only worked successfully after the time and work had increased the cost to nearly \$10 000, a considerable sum in those days.

His first job was to enclose the coherer and the sensitive relay in a metal box. This provided shielding to the receiving circuits to a great extent.




Fig. 1: The first recorded wireless telegraphy repeater, built for service in Belgium by Emilio Guarini.

thoroughly appreciated. After all, it was the very early days of radio!

One of the problems that faced the Belgian authorities, when they decided to set up the new system of communication, was the distance of 40km between the two principal cities of Brussels and Antwerp. A further difficulty was the hilly ground between the two locations.

Countryman Of Marconi

Coming up with the answer was Emilio Guarini, a countryman of Guglielmo Marconi, born and brought up in Puglia, Italy. By coincidence, an improptu change of direction made by him, was similar to that made by his fellow Italian.

At the age of 18, Emilio was attending college at Trani, but became disillusioned and frustrated at his rate of progress. On impulse, he quit his studies and decided to go abroad to widen his experience. But where Marconi chose England because of family ties, Guarini for some reason opted for Belgium.

Continuing his studies in electrical engineering,

Secondly, Guarini dispensed with the conventional idea of including the coherer in series with the antenna and the ground. Instead, the receiver circuit was fed via a small coil arrangement (virtually a step-down transformer) which served to isolate the coherer.

Possibly, by coincidence, this idea was rather similar to the 'jigger' arrangement that Marconi had developed during trials with the Royal Navy vessels.

Using the isolating arrangement, ranges were considerably increased, but the Marconi Company had not made their existence generally known. As a report published at the time stated, the inclusion of this device 'prevented atmospheric electricity which gathered on the aerial wire from influencing the coherer'.

A Blondel type of coherer was employed, using large nickel filings with traces of silver. The mixture was then enclosed in a glass tube, which was then evacuated.

Further Experiments

After further experiments, the young inventor inserted a relay operated antenna switch, activated by received signals. Unusually, this also served as a Morse key and controlled the power supplied to the induction coil.

An illustration of the repeater apparatus is shown in Fig. 1. The Ruhmkorff induction coil, mounted at the top of the assembly, provided a 10in spark when supplied from storage batteries with a capacity of

between 6 and 9A. In operational use, the spark gap was reduced to 6in.

The condenser was formed by the bank of five Leyden jars, seen on the right of the coil. The antenna switch is shown in the left foreground, mounted on an Ebonite strip supported on two round boxes.

Between the latter mentioned equipment, is the metallic box containing the coherer and internal instruments. On the right of the table, an ammeter shows the flow of the current to the Ruhmkorff coil, this being regulated by the setting on a sliding type wire resistance positioned below it.

Guarini Speciality

Antennas were Guarini's speciality, and he spent some time before coming up with the design shown in Fig. 2. The antenna consisted of cable made up from seven strands of wire, each being 9mm in diameter.

The antenna was 33ft long, and was made up of 50 parallel wires arranged in a cylindrical form. The antennas were erected 90ft high. In Brussels, the antenna was attached to bamboo poles to the Column of Congress. At Malines, the antenna was attached to the tower of Saint Romhaut, and at Antwerp to the steeple of Notre Dam.

Emilio Guarini never achieved the acclaim or financial success of his countryman Marconi. Despite this he contributed much to the progress of wireless communications in the early days.

PW



Fig. 2: Antennas were Guarini's speciality and this is the design used in conjunction with the 'first repeater' (see text).

Radio Diary

* Practical Wireless & Short Wave Magazine in attendance.

If you're travelling long distances to rallies, it could be worth phoning the contact number before setting off, to check all is well.

February 14: 2nd Northern Cross Rally will be held at Rodillian School, A61 between Leeds & Wakefield. Usual dealers, ample parking, bar & refreshments, Morse test. Talk-in S22. **Dave Gray** on (0532) 827883.

February 21: The East Coast Amateur Radio & Computer Rally will be held at Clacton Leisure Centre, Vista Road, Clacton-on-Sea, Essex. Doors open 10.30am. **Richard** (0255) 474292.

February 21: The Barry ARS Rally will be held at the Barry Leisure Centre. **Colin Lake GWOLBJ** on (0222) 530070.

February 27: Tyneside ARS 5th Annual Rally will be held at the Temple Park Leisure Centre in South Shields. All usual trade stands, free parking. Talk-in S22. All the amenities of the Leisure Centre, including heated pool & gymnasium. **Jack Pickersgill G0DZG** on 081-265 1718.

February 27: The Bredhurst RATS Annual Rainham Radio Rally will be held at the Parkwood Community Associations Hall, Parkwood Green, Rainham, Kent. Near junction 4 of M2 motorway. Talk-in S22. **Kelvin Fay G0AMZ** on (0634) 376991.

***March 13/14:** The London Amateur Radio & Computer Show will be held at Picketts Lock Centre, Picketts Lock Lane, Edmonton, London N9. Large trade presence, free parking, lectures, disabled facilities, Bring & Buy, special interest group section. Talk-in on 144 & 430MHz. (0923) 678770.

March 13: Lagan Valley ARS will be holding their Annual Hamfest in the Nurse's Recreation Hall, Lagan Valley Hospital, Lisburn. Trade stalls, Bring & Buy, refreshments, QSL bureau, club stand. **G10GDF, QTHR.**

March 21: Tiverton South West Radio Club Mid-Devon Rally will be held at the Pannier Market, Tiverton. Easy access, only minutes from junction 27 on the M5. Two halls of trade stands, free parking, Bring & Buy, snack bar. Club room bar open throughout day. Doors open 10am, talk-in S22. **G4TSW, PO Box 3, Tiverton, Devon.**

March 28: Bournemouth Radio Society's 6th Annual Sale will be held at Kinson Community Centre, Pelhams Park, Millhams Road, Kinson, Bournemouth. Doors open 11am to 5pm. Talk-in from G1BRS on 144MHz S22. Amateur radio & computer traders, clubs & specialised groups. Refreshments. Admission £1, including free raffle ticket. **Ian G2BDV** on (0202) 886887.

March 28: Pontefract & DARS will be holding their 13th Annual Components Fair & Springtime Rally at the Carleton Community Centre, Carleton, nr. Pontefract. Admission

by prize programme, three prizes plus free prize draw for lady visitors. Traders, Bring & Buy, bookstall, licensed bar, hot & cold snacks. Free car parking. Talk-in S22. Car boot spaces will be available. **Colin Wilkinson G0NQE** on (0977) 677006.

April 18: Marske-by-the-Sea Radio Rally will be held in the Marske Leisure Centre, High Street, Marske-by-the-Sea, near Saltburn. Doors open 11am. Usual traders, Bring & Buy & refreshments. Talk-in S22. **Mic G7ION** on (0287) 610030.

April 18: Cambridgeshire Repeater Group have their Amateur Radio Rally at Philips Telecom PMR - Catering Centre, St. Andrews Road, Chesterton, Cambridge. Trade stands, Bring & Buy, Auction, hot food & drinks. Doors open 10.30am. **Mike G6CQO** on (0223) 358985 Ext. 3310.

April 26: The Bury (Lancashire) RS will be holding another Hamfest/Rally at the Leisure Centre, Bolton Street, Bury. **Laurence G4KLT** on 061-762 9308.

May 3: Dartmoor Radio Club Rally will be held at Yelverton War Memorial Village Hall, Meavy Lane, Yelverton, Devon. Doors open 10.30am. Talk-in S22. **Ron G7LLG** on (0822) 852586.

May 9: The 9th Yeovil QRP Convention will be held at the Preston Centre, Monks Dale, Yeovil, Somerset. Featuring lectures, displays of home-made QRP equipment & vintage radio, on-air QRP stations & trade stands. Refreshments, doors open 9am, admission £1.50, talk-in S22. This convention is not a rally, but a convention for amateurs not only to attend interesting lectures about the technology & practice of low power communication, but also to meet other QRPers. There will also be the usual friendly QRP Contest on 3.5 & 7MHz, during the evenings of the previous week. This event is known as the QRP 'Funrun'. **Peter Burrridge G3CQR, 9 Quarr Drive, Sherbourne, Dorset DT9 4HZ. Tel: (0935) 813054.**

May 16: The 2nd National Vintage Communications Fair will be held at the NEC, Birmingham. Doors open 10.30am to 5pm. Hundreds of items for sale, including vintage radios, telephones, gramophones, jukeboxes, radiograms, etc. Admission will be £3. **Jonathan Hill** on (0398) 331532.

May 16: The Parkanaur Rally will be held at the Silverwood Hotel, Lurgan, Co. Armagh. Doors open 12 noon. Admission £1. Plenty of parking. Usual traders. Refreshments available. Talk-in S22. All proceeds of this rally will go to the Stanley Eakins Memorial Fund, a very worthy charity. **W. A. Hutchman, 35 Carlingford Park, Newry, Co. Down, N. Ireland BT34 2NY.**

In his first new-look column, Pat Gowen G3IOR has news on the American Space Shuttle, coming satellites and schedules.

Scene

SATELLITE

The Shuttle Amateur Radio EXperiment, SAREX for short, will be very active this year. If no changes come about, the following will be the dates of NASA's Shuttle flights that you may be able to QSO.

The STS-55 launch will fly on February 25 for a nine to 11-day mission carrying 145.550MHz voice and packet using the window mounted antenna. Commander Steve Nagel N5RAW, and Pilot Commander Jerry Ross N5SCW will be the operators.

Also running will be 433MHz voice f.m. from the German SAFEX radio amateurs aboard the carried D-2 SPACELAB module. They will use a dual-band whip antenna mounted on the exterior of Spacelab.

They also hope to transport the 145MHz SAREX transceiver across for some two band tests. Sadly this flight will have only a 28.5° inclination, and so will be below the north European horizon at all parts of the orbit.

Nine Days

The following STS-56 mission planned on March 23 for nine days duration will also have a SPACELAB. The inclination of 57° will be superb for all of Europe, giving daily passes right over the top of the UK.

The mission will carry f.m. voice, packet, SSTV and an ATV uplink. The operators will be Commander Ken Cameron N5AWP, Ken Cockrell KB5UAH, Mike Foale KB5UAC, and Ellen Ochoa KB5TZZ.

The third 1993 SAREX mission will be aboard STS-57, also carrying Spacelab, is currently scheduled for April 29. It should be aloft between seven and nine days, but again a 28.5° inclination will mean that no-one north of the latitude of the extreme south of the Channel Isles will be able to QSO it. Pilot Brian Duffy N5WQW will operate

145.550MHz f.m. voice and packet radio.

Coming Satellites

Eleven new OSCAR satellites are either soon to be launched or are now under construction with launches planned between now and 1996. These are:

1. RS-15 from AMSAT-UA, due for launch on a non-fixed date between late February and early April 1993 into a 2300km 67° inclination orbit. It will have an orbital period of two hours 14 minutes and an increment of 33.5° west per orbit.

Dave Rowan G4CUO has calculated that we shall see seven or eight passes per day, each lasting up to 32 minutes. A real DXCC getter this!

Dave ascertains that we in the UK will be able to make QSOs out to KL7, all US states W1-W0 (sadly not KH6), all VE1 to VE8, XE, TG, YS, YN, TI, TI9, HP, all the Caribbean, HK0, HK, HC, OA, CP, ZP, PY to Sao Paulo, PY0, ZD7, ZD8, all ZS, S8, 7P, 3D6, 5R, FR, 3D7, 3B6, S7, VQ9, 8Q, VU, 4S, YB, 9V, 9M2, 9M4, 9M8, V85, DU, CR9, XX9, VS6, BY, BV, JR6, JA, HL, BY9, JA9 and UA0, and, of course, all points between!

2. ARSENE from France, going aloft with ASTRA-1-C on the ARIANE V-58 mission due for launch on 20 April 1993.

3. UNAMSAT-1 from AMSAT-XE of Mexico, which has had its launch postponed, but should be up and active soon.

4. CT-UoSAT by the Portuguese AMSAT Group, in combination launch with KITSAT-B and ITAMSAT-1, due in September.

5. ITAMSAT from AMSAT-Italy. This launch into a microsat-type orbit will fly with the big SPOT-III and the amateur radio KITSAT-B plus the above Portuguese University AMSAT created CT-UoSAT pair, in late September 1993.

The ITAMSAT is structurally and digitally identical to the existing MicroSats, and will be

compatible with existing digital communications software, supporting 1200 and 9600bps modulation. The four uplinks will be on 145.875, .900, .925 and .950MHz and the pair of downlinks on 435.760 and 435.810MHz.

6. Phase-3D from AMSAT-DL, NA and international support, with launch plans and details as supplied in past columns. More information will be coming soon!

7. TECHSAT from Israel.

8. SUNSAT from AMSAT-South Africa.

9. SEDSAT-1 from the University of Alabama.

10. KITSAT-B, very similar to KITSAT-OSCAR-24, with the ARIANE SPOT-3 September 1993 launch given above.

11. HUTSAT from the Finnish AMSAT-OH Group.

Whilst last month I gave some of the details of TECHSAT, HUTSAT, RS-15 and UNAMSAT, I shall very soon be covering ARSENE. As the time of placing the other spacecraft into orbit approaches and as the full technical specifications, needs and operational requirements become known, I shall be giving readers full details in this column. For sure, the next two to three years will be a very exciting time for OSCAR satellite users.

Attitude Changes

The Sun makes a complete orbit of the Earth and the satellite path over the course of a year, so the OSCAR-13 attitude schedule gives a familiar bi-annual rhythm. In previous years the orientation of the Sun's orbit with respect to the satellite's orbit has been relatively benign, with poor presentations being short-lived. Through 1993 however, the orbits are the least favourably inclined possible, so some unfamiliar strategies are needed to compensate, as lots of eclipses by both earth and Sun can be predicted. These are reflected in the

schedules below.

James Miller G3RUH provides the following provisional plans he has calculated for OSCAR-13 operations in 1993. He points out that the mode schedules are dictated by the satellite attitude, and this is established according to the Sun position as seen by the satellite.

Mode Schedules

Until February 8, OSCAR-13 was in Mode B only throughout the entire orbit, with its attitude to the sun changing from 130/0 in mid-December 1992 to 150/0 on 18 January 1993. The omnidirectional antenna was then used from MA 170 to MA 15. Due to eclipses, the transponder will continue to be commanded off between Mean Anomaly 170 to 256 from January 28 to March 4.

From February 8 to March 8 the schedule planned is:

Mode B: MA 0 to MA 40
Mode S: MA 40 to MA 50
S transponder off, B on.
Mode LS: MA 50 to MA 55 S beacon and L transponder on.
Mode JL: MA 55 to MA 70 Alon/Alat 150/0
Mode B: MA 70 to MA 256

Omnis: MA 170 to MA 15
On March 8 the attitude will move to 180/0. It is requested that users don't uplink to the B transponder between Mean Anomaly 40 and 50, otherwise interference is given to the short-lived Mode S period.

From March 8 to May 10 the plan is for:

Mode B: MA 0 to MA 120
Mode S: MA 120 to MA 130 S transponder on, B off
Mode LS: MA 130 to MA 135 S beacon + L transponder
Mode JL: MA 135 to MA 150 Alon/Alat 180/0
Mode B: MA 150 to MA 256.

More news of what's happening in orbit next time.

E N D

PACKET/DIGITAL RADIO

Thinking about Packet Radio? read on....

Despite the recent sterling crisis we've actually managed to our leave our prices unaltered and in fact we've even been able to make a few worthwhile reductions! If you are scratching your head and don't know where to start why not give us a call?

The ever popular Tiny 2, now the MKII!

The Tiny 2 MK II has finally arrived! Europe's best selling dedicated packet TNC now includes exciting new extras including: 64K eeprom (switch between regular PMS or TheNet; Latest firmware plus TAPR 1.1.8 features; 6MHz CMOS CPU with 10MHz option; Optional second on screen command language (IE French, German, Spanish etc.)e of a Tiny-2 whilst still including the free software, ready made radio cables and computer leads for YOUR setup. Available now.....£139.00 (P&P £4.00)

Kantronics KPC3.....

For the connoisseur who expects perfection the KPC 3 is certainly a step forward in the right direction. The KPC3 boasts software DCD as standard plus WEFAX reception and expandable PMS to 128K (upgrade kits now in stock). We'll even supply software to decode WEFAX free of charge for computers such as the PC, BBC B, Atari ST and Einstein with every KPC3 we sell! Available now.....£149.00 (P&P £4.00) We finally have the PacComm PacTor units in stock. This is a licenced version of the original German design but with an optional packet radio

If it's in stock we will despatch it the same day (usually by overnight delivery)

NOTE: Prices include VAT, .

Siskin Electronics Ltd

2 South Street,
Hythe, Southampton,
SO4 6EB.

Tel: 0703-207587,207155

FAX: 0703-847754



PacComm PACTOR - (here at last!)

socket. Modes supported also include AMTOR ARQ (mode A), FEC (mode B) and FEC plus RTTY. For a full technical rundown of PacTor please call or write. The box itself is available in quantity at just £259.

Kantronics PACTOR (?)

Yes, Kantronics KAM owners can also benefit from an exciting new Kantronics upgrade that sports PacTor. (Please note, this update does not support the memory ARQ features of the PacComm and SCC systems).

Our range of amateur data products has grown to such an extent over recent months we just can't cram it all into a tiny ad like this. We also have excellent support programs for not only the PC range but also the Amiga, ST, Archimedes, BBC B, Spectrum (all models), CBM 64 and the MAC to name but a few. Please feel free to call or write for more information. Our telephone support lines are generally manned from 8am to 8pm most days including weekends!

YES - WE WILL BE AT THE LONDON AMATEUR RADIO SHOW & GMEX !!!

LONDON
AMATEUR RADIO
& COMPUTER
SHOW

Advanced
Antennas &
Ancillary Ltd

FANTASTIC NEWS -

We are now in a position to offer you an unbeatable bargain.

We manufacture the only antennas that **DO not** require an ATU. **Do not** need planning permission. **Do not** cause TV1 or BC1

The AA&A Magnetic loop antennas cover every single frequency from 3.4MHz (80MTS) through to 30MHz (10MTS) We have sold thousands of these antennas worldwide and they are currently used by governments. Armed forces land and seaborne, clubs and schools. We have many testimonials - just listen on the bands.

For a limited period only we are offering two antennas:

AMA5 80, 40, 30MTS
(1.7m Dia)
AMA3 10-20MTS
(80cm Dia)

For only
£399.50

Rush your cheque or telephone with card number and order now to avoid disappointment -

Remember you've tried the rest - this is the best!

Tel: 0948 75666
Fax: 0948 75668

Send SAE for details of other loops, plus SPC300/3000D VFA etc.

AA&A Ltd,
Sycamore House,
Northwood, Wem,
Shropshire SY4 5NN

SHOW SPECIALS • SHOW SPECIALS • SHOW SPECIALS • SHOW SPECIALS • SHOW SPECIALS



HAYDON COMMUNICATIONS at

UNBEATABLE OFFERS + DEALS - DON'T MISS OUT!
THESE ARE ONLY A FEW OFFERS - THERE ARE MANY MORE! PHONE ME FIRST.

LONDON
AMATEUR RADIO
& COMPUTER
SHOW

SAVE
ON MOST
BRAND NAMES

ALINCO


DJ580E

2m/70cm +
Wide Band Rx

..... **£399**

Extra Nicad Pack

..... **£Free**



DJ180E

2m TX plus Wide Band Rx.....**£189**

Extra Nicad Pack.....**£Free**

DR-599

2m/70cm Mobile.....~~£619~~ **£575**

KENWOOD

TM-78E

'The Dual Bander from the future' ~~£429~~ **£389**

TH-28E 2m + Dual Band Rx (incl. Nicad + charger)

.....~~£289~~ **£249**

TM-702 Budget VHF/UHF Mobile


(25w)~~£499~~ **£459**



TM-732E 'State of the art' VHF/UHF Mobile (50w)

.....~~£629~~ **£589**

TM-241E 2m fm mobile.....~~£389~~ **£315**



AOR

AR3000A

on Demo with

Computer Control~~£875~~ **£785**

AR1500EX**£275**

Software available. Please ask!



ICOM

R1 (Two only) ...~~£365~~ **£325**

2SRE 2m Tx 50-950 Rx

.....~~£459~~ **£399**



UK SCANNING DIRECTORY (LATEST EDITION) £14.50 Carr. Free

If you can't make it to the show visit or phone me at:

132 HIGH STREET, EDGWARE, LONDON HA8 7EL
TEL / FAX: 081 - 951 5782



SPECIALS • SHOW SPECIALS • SHOW SPECIALS • SHOW SPECIALS • SHOW SPECIALS

practical Wireless

SPECIAL OFFER

- 7 Nights for £497.50 !!!

PRACTICAL WIRELESS is pleased to announce a very special offer for its trip to Dayton in April 1993.


For anyone who is willing to pay now, we will give you 7 nights in Dayton for *less* than we charged last year for 5! We can only do this because the airline has a limited number of reduced price seats available and they are letting them go at a silly price to anyone who pays now.

If you're interested in going to the best radio show in the world *and* you think you'll be able to pay almost immediately, contact me to find out how you can take advantage of our lowest price ever.

During office hours you can call on 071-731 6222, fax on 071-384 1031 or you could write to Dayton Offer, PO Box 948, London SW6 2DX, but please remember, the limited number of seats at this price will only be available to readers who can pay now.

Roger Hall G4TNT

Practical Wireless is a pw publishing ltd. publication
Arrowsmith Court, Station Approach, Broadstone, Dorset BH18 8PW.
Tel: (0202) 659910 • Fax: (0202) 659950



AERIAL LIFTING KITES

Join the growing band of mobile/portable H.F. operators transmitting from kite lifted aerials, ideal for top band/80 metres. Kites can be personalised with your own callsign. Free brochure available from:

CORNISH KITES, THE WORKSHOP, MULLION, TR12 7DN

24hr answerphone
Credit cards accepted

0326 240144



PACTOR Why pay over £200 to join in the fun of the latest HF digital mode? This user friendly system includes all the unique PACTOR features like data compression, Memory-ARQ and automatic 100/200 Baud operation. Pactor is much better on HF than Packet Radio.

Complete RX & TX system for IBM PC/AT (286 or faster)

AMTOR + PACTOR + RTTY

Modem and G4BMK software: **ONLY £129**

Add PACTOR to your existing BMK-MULTY: **ONLY £35**

State callsign, disk size, and 9 or 25 pin RS232

Also available: CW, FAX, SSTV, TUNER

Send SAE for full details

GROSVENOR SOFTWARE (PW)

2 Beacon Close, SEAFORD, East Sussex,
BN25 2JZ. Tel: (0323) 893378

Please mention

practical Wireless

when replying to
advertisements

Don't miss the **LARGEST** single day show in the U.K.

NORBRECK

Radio, Electronics and
Computing Exhibition

by the Northern Amateur Radio Societies Association at the

NORBRECK CASTLE HOTEL

EXHIBITION CENTRE,

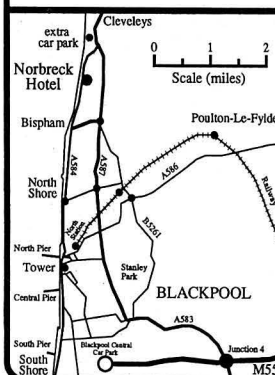
QUEENS PROMENADE, NORTH SHORE,

BLACKPOOL

on Sunday, March 21st, 1993

Doors open at 11 a.m.

RADIO TALK-IN ON S22



- * Over 100 trade stands
 - * Club stands
 - * Bring & Buy stand
 - * Amateur Computer stands
 - * RSGB stand and book stall
 - * Construction competition
 - * Organised by over 50 clubs
 - * Facilities for the disabled
 - * Free car parking
 - * Overnight accommodation at reduced rates - contact hotel
- Admission £1.50 (OAP's £1, under 14's free)
Exhibition Manager :
Peter Denton, G6CGF, 051-630-5790

Maritime Mobile Amateur Radio All At Sea



The oceans and radio have been together for almost a century. Mike Harris G0HOC, explains a few of the practicalities of taking radio equipment to sea. The information should also prove useful to short wave listeners.

Fig. 1: Hoisting a temporary antenna. At sea, good long distance contacts are possible on low power and without a great deal of expensive equipment. Antenna arrangements are often the critical factor, though in the spirit of amateur radio, a little trial and error experimental work, is the key to success.

Many of Marconi's experiments were carried out at sea. Today, by international agreement, various frequencies (eg 2.182MHz, 156.8MHz) have been reserved specifically for distress or urgent messages.

Other frequencies are for use by ships and coastal stations calls. However, there are no allocated frequencies for everyday informal use.

Hand-held At Sea

A hand-held radio is the easiest kind of transceiver to take to sea, needing no additional antenna or power supply. Precautions to keep the system dry need to be made, and probably the easiest way of doing this is to enclose it in a heavy polythene bag.

These bags, Aquasacs, are available specifically for hand-held radios, cameras or just documents. The material is transparent and flexible, so most controls can be operated without uncovering the radio. Fully sealed and containing air, should the bag fall into the water, there's a good chance it will float.

If you have ever been put off using 27MHz CB radio for various reasons, at sea it comes as a pleasant surprise. Away from large population centres, it becomes much quieter and more pleasant to use.

Maritime Mobile

Since the amateur maritime mobile licence has been incorporated into the amateur licence, many

amateurs now use '/MM' after their call signs. The CEPT agreement with most European countries, has removed many of the obstacles to using amateur radio on holidays afloat.

On long distance world cruisers, the benefits of amateur radio are well known. Most of us though, have to make do with more modest horizons.

There are the amateur maritime nets, operating mainly on sections of the 7, 14 and 21MHz bands. These provide a marine radio meeting place. For those using it, there is a chance to give their positions, or to discuss weather reports, or find out how friends are doing.

Often these nets start when a small group of 'MMs' meet regularly via radio, as a way of passing time on long ocean trips. As more join the list, a net has been formed.

The arrangement can of course collapse equally quickly. This makes it difficult to give a comprehensive listing of all nets operating at any particular time.

A few nets have withstood the test of time, having been in existence for 20 years or more. Some nets are keen to receive calls from anyone with an interest in marine activities, regardless of whether they are sea or land based.

However, some nets have particular times when they listen out for emergency traffic to or from stations at sea. So please listen out first and get to know the form before calling in.

Continued on page 55

Fig. 1a.



Fig. 1b.

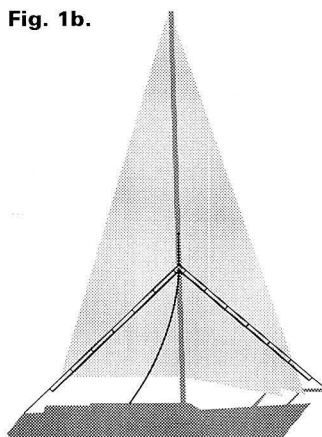
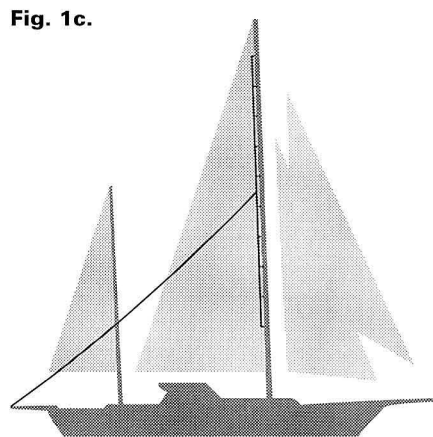


Fig. 1c.



PETER RODMELL COMMUNICATIONS G3ZRS

**FOR
COMPETITIVE
PRICES IN THE
NORTH OF
ENGLAND**

for
KENWOOD, YAESU,
ALINCO, DIAWA,
CUSHCRAFT, AOR,
MANSON, MALDOL,
COMET and lots more...



KENWOOD TS950 SDX



KENWOOD TS850 SAT



Appointed by
KENWOOD U.K.

KENWOOD TS450S/690S

NEW MOBILITE TONE-BURST MICROPHONE NEW

- ★ Quality mobile microphones from PETER RODMELL
- ★ Completely redesigned for reliable service
- ★ Easy to change from one rig to another with changeable plug connectors for mic. and radio
- ★ One model for all rigs which includes on-board voltage regulator, crystal-controlled tone-burst, superior D.C. filtering, adjustable level audio and tone-burst output
- ★ Made on two newly designed P.C. boards for easy access

Available now for only **£39.95 + £1.50 p&p**

Call/Fax me on **0964 550921**

FIELD HEAD HOUSE LECONFIELD, NORTH HUMBERSIDE
Next door to the petrol station between Beverley and Leconfield on the A164, 1 mile north of Beverley



QUARTZ CRYSTALS

QuartzLab

MARKETING LTD

P.O. Box 19 Erith Kent DA8 1LH

Telephone: 0322 330830

Fax: 0322 334904

Telex: 8813271 GECOMS-G

(Attention QUARTSLAB)

An SAE with all enquiries please

Full list available on request, please send S.A.E.

ALL AT £4.00 EACH (except Yaesu crystals)

CRYSTALS FOR 2 METRES

TX CRYSTALS (HC25)
12MHz 30pF

RX CRYSTALS (HC25)

44MHz Series Res

14/15MHz 30pF

Scanner SR9 + Crystals

HC6 Crystals

R0-R7, S8-S23

TX CRYSTALS (HC6)

4MHz 30pF

4 METRE CRYSTALS FOR 70.26 IN HC6/U

TX 8.78250 RX 29.7800

RX CRYSTALS (HC6)

44MHz Series res

HC6 Crystals

R0-R7, S20-23

70CM CRYSTALS

For Pye PF2 & PF70 series and FDK MULTI U11 SU20 RB0 RB1

RB2 RB3 RB4 RB5 RB6 RB7 RB8 RB9 RB10 RB11 RB13 RB14 RB15

Also for MULTI U11 ONLY SU16 SU18

CONVERTER CRYSTALS IN HC18/U

22.000, 38.666, 42.000, 96.000, 116.000

FREQUENCY STANDARDS

HC6/U 1000kHz 10.00MHz

HC18/U 7.00MHz 10.00MHz 10.70MHz 48.00MHz 100.00MHz

ONEBURST, I.F. & MPU CRYSTALS IN HC18

7.168MHz (for 1750 Hz Tone), 10.245 (for 10.7 I.F.)

3.2768 4.000 5.0688 10.245MHz 15.00000

YAESU CRYSTALS FOR FT101's etc £5.00 each. List send SAE.

CRYSTALS SOCKETS HC25 £0.40 each MINIMUM ORDER CHARGE FOR SOCKETS

£2.00 unless ordered with crystals.

Please allow up to 14 days delivery

PRICES INCLUDE P&P and VAT

MADE TO ORDER CRYSTALS

FUNDAMENTALS

FREQUENCY RANGE

1.5 TO 2.0 MHz

2.0 TO 4.0 MHz

4.0 TO 6.0 MHz

6.0 TO 22 MHz

22 TO 26 MHz

OVERTONES

3rd OVT 21.00 TO 60 MHz

3rd OVT 60.00 TO 75 MHz

5th OVT 60 to 110 MHz

5th OVT 110.00 TO 126 MHz

7th OVT 125.00 TO 175 MHz

9th OVT 170.00 TO 225 MHz

DELIVERY: Approx. 2 weeks

Unless otherwise requested fundamentals will be supplied for 30 pF load capacities and overtones for series resonant operation.

Where applicable please state the make and model number of the equipment the crystals are to be used in.

HOLDERS - Availability as follows:

HC6/U & HC33/U 1.5-225 MHz HC18/U & HC25/U 2.0-225 MHz.

HC45/U, HC49M, HC50M (TT) 12.0-225 MHz add £4.00 per crystal.

HC18/T, HC25/T (11mm can) 10.0-225 MHz add £1.00 per crystal.

HC17/U (fits FT243 socket) 1.5-225 MHz add £1.00 per crystal.

Unless otherwise specified crystals above 2 MHz will be supplied in HC25/U (HC50/U holders).

COMMERCIAL CRYSTALS: Available on fast delivery and at competitive prices.

EXPRESS SERVICE: Add 50% to the cost of made-to-order crystals for 5-day service.

TERMS: Cash with order post inc. to UK & Northern Ireland.



Cheques & PO's to OSL LTD.

FRIEDRICHSHAFEN

Visit Europe's biggest radio show for just **£249.75**


Our first coach trip to Friedrichshafen this year was so successful that we are repeating it again next year. Now you can take part and enjoy four nights at the best hotel in Friedrichshafen, a 3 day ticket to the show and free excursions to the Black Forest.

Every year Friedrichshafen hosts Europe's largest amateur radio show and our reasonably priced trip will let you to travel there in comfort on a luxury coach (equipped with toilet, coffee machine and video), stay in a quality hotel and visit the Black Forest. We'll pick up passengers from Victoria Coach Station early in the morning on Thursday the 24th of June and then drive to Dover and catch one of the first ferries across. We'll arrive in Friedrichshafen late that evening (no overnight travel!) and then spend 4 nights at the Buchorner hof Hotel. *It is worth mentioning that the rooms in this hotel are doubles, that is really doubles not twins - they have double beds.* This means that ours trip is more suitable for couples, so to encourage wives and/or girlfriends to come along there are a couple of day excursions on the Friday and Saturday.



**The complete trip - coach travel, ferries, all tolls,
4 nights accommodation (with breakfast and
evening meal) and excursions - costs £249.75
(based on two people sharing) and there will be a
few single rooms available for a supplement.**

It will help me with booking rooms if you can let me know as soon as possible if you are seriously interested in going as so few places are available and last year we had a waiting list. If you want to know more you can usually contact Roger Hall G4TNT on 071 731 6222 during office hours or by writing to me at P.O. Box 948 London SW6 2DS.



**practical
Wireless**

Practical Wireless is a pw publishing ltd. publication
Arrowsmith Court, Station Approach, Broadstone, Dorset BH18 8PW
Tel: 0202 659910 • Fax: 0202 659950

Fig. 2: My portable QRP rig. I use a Sony 2001D receiver with a Howes kit transmitter. The box also contains a 12V dry-fit battery and has room for a collapsible whip antenna and Yaesu FT23R hand-held.




Fig. 3: Using a combination of wind and sun power to charge up the batteries. The wind-driven charge is a specially strengthened version of the Rutland 'Windcharger'.





Fig. 4: Portable computing. In addition to packet radio, the KAM gives access to utility stations broadcasting RTTY, c.w., FAX (not too clear with the computer shown here) and AMTOR/SITOR codes. It is worth remembering that NAVTEX (navigational and weather information), broadcast by stations throughout the world on 518kHz, can be decoded in FEC AMTOR or LAMTOR (Listening mode AMTOR).



QSL Cards

I've heard that '/MM' stations never send QSL cards, though I know of many that do. This view has some truth in it, so I'd better explain why. I know some amateurs value QSL cards highly, and if possible, I try to send them direct to those requesting them. But as I've precious little space to spare, I don't collect them myself.

Moving home frequently, makes receiving normal mail difficult, let alone QSL cards via the bureau. So, sending cards may not always be as straightforward as it seems.

Imagine a QSO made whilst at sea. Do I seal it in a bottle, before tossing it overboard? Or do I wait until reaching terra firma? In some landfalls, a trip to the post office might involve a long hike inland, if there is a post office at all.

Computers Aboard

When computers came in big boxes, with separate monitors needing mains power, the idea of installing one aboard a small boat was regarded as just plain silly. Now we have laptop, notebook or pocket computers with very low power requirements.

From navigation and inventory control to providing amusements for the crew, it's becoming increasingly obvious that computers have a very important part to play in small boats. Of course, they can also be useful in radio communications.

With access to stations broadcasting FAX, weather and navigational information, a computer (with radio and decoder) can be extraordinarily useful at sea. The ability to receive detailed weather information is obviously important. A multimode decoder like a Kantronics KAM, an AEA PK-232 or an MFJ, gives packet radio capability as well.

Packet Stations

Land-based packet stations often keep their equipment running continuously, enabling others to leave messages or relaying calls to more distant stations. At sea, radios and computers often have other pressing tasks to perform, and power is limited. So this type of operation is seldom possible. None the less, packet radio is an extremely versatile mode and one that '/MMs' should consider using more often.

I like getting to know people in locations I am visiting. Fortunately, most islands have thriving amateur communities. Last year, when visiting the Canaries, a short message, left on the club BBS, brought an introduction to a group of friends I would otherwise have missed.

Very few islanders spoke English, and my ability with Spanish is still at the survival stage! Real time QSOs would have been hard going for both sides. Packet, on the other hand, isn't nearly so immediate. Messages on a BBS give both sides time to look up phrases, or to ask their friends.

I haven't seen packet radio used this way, but imagine a bulletin board which '/MM' stations could access, reporting their position, weather conditions, skeds for contacting friends and any other generally useful information. Surely there must be bulletin boards set up for handling marine traffic somewhere? If readers know of such facilities, I would be very pleased to hear from them.

Antennas On Boats

Whip antennas for v.h.f and u.h.f. are quite small, and relatively easy to mount on boats. However, it's worth bearing in mind that items sold for land-mobile use may be made from materials unsuited for

use at sea.

Extra care must be taken to exclude moisture from connections and cables. Electrolytic corrosion is a serious problem.

Copper, brass and stainless steel items often survive quite well in company with each other. But if possible, avoid bolting them directly to anything made from aluminium.

Use plastics material sleeving and washers on all bolts. An insulating gasket between dissimilar metal parts will also help. It might also be worth using nylon nuts and bolts and all-plastics components if they're available

Operation at h.f. generally demands a larger antenna. Because space on boats is always limited, beams and quads are usually out of the question. Fortunately, there are plenty of other types of antenna to experiment with.

On boats where there isn't a mast to suspend a long wire, whip antennas are often used. Even a simple G-whip can be quite effective, though a good r.f. ground is necessary for best results.

The sea itself provides an excellent r.f. ground. On metal skinned boats, a sound connection to the hull should work. Wooden or fibreglass hulls need a little more thought.

A large copper plate or one of the smaller, purpose made earthing plates (e.g. Dyna plate), bolted to the outside of the hull can be the answer. It may be sufficient to lay a large sheet of copper against the inside surface of the hull. This provides a capacitive connection to the sea.

In general, the simplest types of antennas are often the most successful. This is probably the reason why a good many 'MM' operators use nothing more exotic than a wire dipole. When stored, dipoles take up little room in the luggage and they can be hoisted from the mast as a quick temporary antenna. They can be used on quite small boats, though activities may be restricted to times at anchor or using a motor rather than sailing.

On sailing boats its not always easy to find an antenna site away from metal rigging and masts. The sailing rig has to be take priority.

But when sails are not in the way, a half-wave dipole hoisted from the mast head (**Fig. 1a**) can be most effective. Try to feed the centre point as close to a right angle as possible. Even the arrangement in **Fig. 1b**, where the dipole is hoisted from a flag halyard, has often been found to work well.

The arrangement of **Fig. 1c**, would work effectively only if the mast is made of wood or composite material.

Mobile Dinghy

I'm usually not very successful at fishing, so it's not often I spend Sunday mornings mobile in a dinghy. The location was the bay of Gibraltar with a slightly lumpy sea. I was just drifting between 'the rock' and the Spanish border. A bright clear day and except, for a small Spanish fishing boat a mile or so away, I was alone.

It was an ideal time, so I thought, to try out the new whip antenna I had to put together for a low




Fig. 5: A typical commercial marine band s.s.b transceiver aboard a large modern yacht.

power, 14MHz c.w. transmitter I take on holidays or the occasional trip abroad. I normally manage to hoist a temporary half wave dipole from somewhere, but a whip antenna would give me the chance to operate from awkward locations like my 2.5m (8ft) dinghy.

The station consists of a Howes MTX20* transmitter, a Sony 2001D receiver and a rechargeable battery pack.

To provide protection from the elements, I built a waterproof wooden case to enclose the various parts. In addition, I use the receiver inside an Aquasac.

Ground Plane

Given the good ground plane that the sea can provide, low power h.f. operation can often produce surprisingly good results. So, after taping the antenna securely to the mast and tossing the metal grounding plate overboard, I was ready.

After calling unsuccessfully for a time, and finding 14MHz noisier than usual, I began to settle to the idea that I had chosen the wrong day. Just as I began to think that fishing wasn't such a bad idea after all, a station in London replied to my call. Then another in the Canaries and a few more, and things began to look a little brighter.

I have to admit that the signal reports were nothing to write home about, but I was pleased see that the system worked under marginal conditions. One station described the signal as sounding a little watery!

Could it be that the odd wave had got into the set? I think that it's more likely the cause was feedback. I was having problems matching the antenna to the transmitter output impedance. I would deal with later.

A more pressing problem appeared, I'd drifted into a collection of fishing net marker buoys. The people in the Spanish fishing boat I'd noticed earlier, were now taking a suspicious interest in my activities.

Unwilling, not to mention unable, to explain, that I wasn't after their catch, I set off home to make the modifications on the whip antenna.

PW

For a list of a few known maritime nets, send an s.s.a.e. to the editorial address. Please mark the envelope 'maritime nets'.

* C. M. Howes Communications, Eydon, Daventry, Northants NN11 6PT. Tel: (0327) 60178.

Further reading:

A Guide to Small Boat Radio Mike Harris - Published by Adlard Coles 1991.

The February issue of Short Wave Magazine has articles on Maritime Distress Messages and Long Range Maritime Services. Another article shows you how to interpret Facsimile Weather Maps.

Introducing his new-look column, Peter looks back at his early days in the hobby, and provides some good advice.

Round-up

BROADCAST

I was 11-years old when I first became interested in short wave radio listening. The spur proved to be a magazine which my parents had picked up at an exhibition they had visited: it was a copy of *Moscow News* which listed the times that Radio Moscow's English programmes for Great Britain and Ireland could be received, and on which metre bands.

The radio in the kitchen - a Roberts set - had short wave and so, at the appointed hour, I tuned across the bands and, sure enough, there was Moscow in English. It was quite a thrill to know that I was listening to a broadcast from several thousand miles away, from what, to an 11 year old, was a very distant and unknown land.

It was not long before I discovered that other stations were audible. I quickly found Radio Canada International and the Voice of America and I started to write to many of the programmes I heard. The thrill of receiving letters from all over the world, as well as copious amounts of propaganda from the East, was equally as good as catching a station for the first time! My sister was quite pleased, too, with the stamps from hither and thither.

The Roberts set was not ideally suited to DXing and my parents invested in a Russian built Vega *Selena* with umpteen different bands and a noisy inbuilt mains transformer. It soon started to earn its keep and I discovered more and more about the workings of short wave. But even the Vega did not keep me satisfied and so I started to save my pennies and scan advertisements for second-hand equipment here in *Practical Wireless*.

I was soon the proud owner of a nearly new communications receiver complete with digital readout, continuous short wave coverage, variable bandwidth, b.f.o. and so on.

After that I did not look back.

The point which I am trying to make - and I hope that I am doing it without boring you with a potted biography - is that if you are just starting out listening to the international broadcast bands you do not necessarily have to buy the latest, most sophisticated and therefore perhaps most expensive piece of kit on the market. It is quite possible to start short wave listening with basic equipment with which you will have just as much fun whilst gaining experience, and from then on move up to better receivers as your interest develops.

If you are going to hunt for a second-hand piece of equipment, do bear in mind some golden rules. If you are buying from a shop, see if they will offer some sort of guarantee. After all, you do not want to make a capital investment, only to see the radio pack up after a matter of weeks.


If you are buying privately, ask for the reason for the sale. Is it genuine - someone moving up to new equipment, giving up altogether, or trying to off-load a piece of junk. And do not be afraid to haggle with a private seller, or even in this day and age a shop selling second-hand gear.

Good luck, and if you manage to acquire a good piece of nearly new short wave radio equipment at a reasonable price, please drop me a line here at *PW*. I'd be delighted to hear from you and to pass on any tips you may have to the rest of our readers.

Meanwhile, you will want something to listen to, so here's some frequency information from around the world.

Europe

Radio Vilnius now has English daily at 2000 on two short wave frequencies of 9.71 and 9.675MHz and on medium wave on 666kHz. There is also a transmission at 0000 on 17.69, 17.605 and



Sony ICF 2001D.

7.15MHz.

Radio Norway International's English service was cut in half at the end of January. The station had carried English programmes on both Saturday and Sunday, but now only the Sunday transmissions remain. This follows a withdrawal of funding by the Norwegian Foreign Ministry for the English service.

Radio Sweden in Stockholm has lost half an hour of its one-hour transmission at 2130GMT. The portion from 2200 until 2230 was carried exclusively on satellite, but budgetary cut-backs mean that funding could no longer be guaranteed for this extra European-only service. The 2130 transmission remains on the air for 30 minutes on 6.065 and 1.179MHz and on the Astra satellite.

Radio Ukraine International broadcasts in English at 2200 for an hour on 15.385, 9.71, 7.24, 7.195, 6.02, 6.01 and 4.825MHz and then again at 0100 on 10.344 (in upper sideband), 9.86, 9.75, 9.71, 7.24, 7.195, 7.18, 6.145, 6.08, 6.07, 6.02, 6.01 and 4.825MHz.

Africa And The Middle East

Radio Iraq International has English services at 2200 until 2400, directed to Europe on 15.21MHz and to East Asia at 1400 to 1700 on 13.68MHz.

From the Sudanese city of Omdurman come international services of the Sudan Broadcasting Service's Radio Omdurman. The station transmits to

Europe, Africa and the Middle East in English at 1800 on either 9.17, 9.18 or 9.18MHz. The transmission lasts 60 minutes. It is preceded at 1700 by French on the same channels.

The TRT's Voice of Turkey in Ankara is on the air in English to Europe at 2000 for an hour on 9.445MHz and at 2200, also for an hour, on 11.895. The North American Service opens at 2200 on 9.445 with a repeat at 0300 on the same channel.

Asia And The Pacific

There is a brand new English language service to try for from one of the former Soviet republics. Azerbaijani Radio in Baku is now reported to be operating in English every day at 1700 for 60 minutes in the 49m band on 6.175MHz - unfortunately the same channel as Radio France International's European service. However, do try and see whether this new station is audible in your part of the world.

The Americas

Radio Havana Cuba broadcasts from the Caribbean island to Europe at 2100 on 17.705MHz. Spanish, also heard at 2100, beamed to Europe and Africa, is carried on 17.77, 15.22 and on 13.66MHz, the last one in upper sideband mode.

Cheerio for this time. Keep listening!

E N D

AFFORDABLE PACKET

COMMODORE 64/128...ATARI ST...IBM COMPATIBLE PC...SPECTRUM

It is now possible to use the above computers to run Packet Radio with an outlay of much less than £100!!

Commodore, PC and Spectrum systems allow HF and VHF working, while the Atari system only offers VHF. PMS facilities are available on the Commodore, and the Spectrum if a microdrive is fitted. Digipeating facilities are offered on all versions. The Spectrum modem can also be supplied with a centronics printer port. We supply a fully tested modem, with a free copy of suitable software.

Commodore 64, Atari ST and PC Modems.....£55.00

Baycom Agency

Spectrum Modem£75.00


Spectrum Modem with printer port£85.00

S.A.E. for details. £3 Post & Packing

J.&P. ELECTRONICS LTD.



Unit 45, Meadowmill Estate, Dixon Street,
Kidderminster DY10 1HH Tel: (0562) 753893



GM60AL - GM4VHZ and GM0NHH

Our wind up, tiltover TENNAMASTS are now better than ever. We continue to expand the range, and now galvanise all our masts to BS729. They are safe and easy to use, slim, elegant and economically priced.

THE HUSTLER


The ultimate mobile antenna now available.



TENNAMAST for TILTOVERS

TENNAMAST SCOTLAND

81 Mains Road, Beith, Ayrshire KA15 2HT



Also Eurocard

R.A.S. (Nottingham)

G6XBH G1RAS G8UUS

VISIT YOUR LOCAL EMPORIUM

Large selection of New/Used Equipment on Show

AGENTS FOR:
YAESU • AZDEN • ICOM • KENWOOD • ALINCO
 Accessories, Welz Range, Adonis, Mics, Mutek Pre-Amps
 Bareco Mast Supports, DRAE Products, BNOS Linears & PSU's
 * ERA Microreader & BPS4 Filter, SEM Products *
 * Full range of Scanning Receivers *

AERIALS, Tonna, Full Range of Mobile Ants, Jaybeam
 BRING YOUR S/H EQUIPMENT IN FOR SALE

JUST GIVE US A RING

Radio Amateur Supplies

3 Farndon Green, Wollaton Park, Nottingham NG8 1DU
 Off Ring Rd., between A52 (Derby Road) & A609 (Ilkeston Road)
 Monday: CLOSED Tuesday-Saturday 10.00 am to 5.00 pm

Tel: 0602 280267

R.A.S. (Nottingham)

Dorset Morse Festival Weekend 1993

Are you keen on Morse? Do you want to take the test, or make a final practice before taking the plunge? If so, why don't you come and join us at the first Clayesmore Morse Festival Weekend on Saturday and Sunday March 27-28.

There will be trade stands, RSGB Morse tests, and lectures. You'll also have a chance to meet other CW enthusiasts!

The Morse Festival hosted by the school Radio Society GORSC, is to be held at Clayesmore School between Shaftesbury and Blandford in Dorset. The Festival runs from 10am Saturday to mid-day on the Sunday. Come for the day, or stay for the weekend. Overnight accommodation and food at an inclusive reasonable price is available at the school.

Full details are included in the Morse Festival information pack, which is available by sending an A4 stamped addressed envelope to 'Clayesmore Morse Festival Weekend', Clayesmore School, Iwerne Minster, Blandford, Dorset DT11 8PH.

DEWSBURY ELECTRONICS

SUPA TUTA PLUS



The complete solution to send and receive the morse code.

£75.00 inc VAT
£3.75 P&P

DEWSBURY ELECTRONICS

**176 LOWER HIGH STREET,
STOURBRIDGE,
WEST MIDLANDS DY8 1TG**



Tel: (0384) 390063

Fax: (0384) 371228



AOR (UK) Ltd. Adam Bede High Tech Centre,
Derby Road, Wirksworth, Derbys. DE4 4BG.
Tel: 0629-825926 Fax: 0629-825927

A subsidiary of AOR Ltd Japan

AR1500E ~ ENHANCED VERSION

Enhanced Model AR1500E - the World's first true hand-held wide range receiver offering SSB as standard has been made even better. Coverage is from 500 kHz all the way to 1300 MHz without any gaps in the range. Channel steps are programmable in multiples of 5 kHz and 12.5 kHz up to 995 kHz, the BFO will allow tuning between these steps for SSB operation. All popular modes are provided NFM, WFM, AM and SSB (USB, LSB and CW) with the BFO switched on.


The receiver is supplied with a comprehensive selection of accessories: DA900 wide band flexible aerial, NiCad pack, Dry battery case (for use with 4 x AAA alkaline cells), Charger, DC lead fitted with cigar lighter plug, Earphone, Soft case, Belt hook, SW aerial wire terminated in a BNC connector for shortwave reception and Operating manual.

Versatility is excellent. The AR1500E may be powered from it's internal NiCad pack, spare dry batteries may be carried for extended operation and used with the dry battery case, the set may also be plugged directly into the cigar lighter socket of a motor vehicle (external input range 11 - 18V DC). Although offering a long list of facilities and operating modes, the receiver remains easy to operate. Many facilities have been carried across for the well proven AR2000 receiver. The AR1500E has an 'automatic memory' feature which automatically stores busy channels from search bank 9 into the 100 memory channels of scan bank 9.

There are 1000 memories in total arranged in 100 memories x 10 banks, there are also 10 additional programmable search banks. Each memory will store frequency and mode (NFM, WFM or AM - not SSB) the search banks will also store the step increment. There is a massive EEPROM memory store for all memories and search banks so that no backup battery is required. The memories may be over-written time and time again. The display often provides 'prompts' for selected operations such as a flashing "CH" to invite the user to key in a new memory channel number. All information such as frequency, mode (except SSB), channel etcetera is presented via an easy to see Liquid Crystal Display (LCD). The display is fitted with a switchable light to increase visibility in areas of low level lighting.

The AR1500E can meet a number of requirements to satisfy Airband or Marine enthusiasts, Professional off air monitoring and of course casual listening too. The World's shortwave and Amateur bands can be monitored, even the longer range Oceanic Airband and ship to shore. Of course the performance of this compact hand-held receiver can not be directly compared to that of the AR3000A or dedicated General Coverage Receiver. Amazing value, all for an extremely attractive Recommended Retail Price of **£299.00 including VAT.**


The popular AR2000 receiver continues. The AR2000 remains a firm favourite with listeners and enthusiasts. Features include coverage from 500 kHz - 1300 MHz and reception of AM, NFM & WFM. Recommended Retail Price **£279.00 including VAT.**



Panorama

PACKET

From the German group that brought you the Baycomm package, this is Mini-Pac. This handy little 'plug' is really a complete v.h.f. t.n.c. The miniature surface mounted components of a standard r.f. modem are on the small p.c.b. All that is needed for packet operation is a software communications package running on an IBM PC or clone. For more information about this cheap entry to packet radio, contact Siskin Electronics on (0703) 207587.



This month, Roger Cooke G3LDI, brings you news of a new piece of software, and some more general information with changes of the country and continent designators.

Dave Roberts G8KBB, has sent me details of the latest release of his computer program, TheNet. Dave is a very active member of EADG, East Anglian Data Group, and is involved in networking as a profession. He is also very keen on TCP/IP and is at present involved in setting up a 64kbaud s.h.f. link.

Latest Release

The latest release incorporates: an IP router, the ability to remotely set the node alias and the ability to listen for three additional aliases and automatically invoke the BBS, Host or DXCluster commands on uplink.

Additional node broadcast controls exist in the form of selective port control over 'hash' node broadcasting. The word 'quit' is introduced as an alias for 'bye', and a UI command allows arbitrary UI frames to be sent for use in, for example, MAIL notifications. In the routes list, callsigns may optionally be shown as alias and callsign.

A menu driven windowing patch utility, with context sensitive help is also included. The previous releases introduced the following:

Access control list capabilities.

Multi-user conferencing (TALK command).

CWID keyer.

Better Sysop authentication.

MHeard list showing callsigns, packets heard and time since last heard.

Closedown command to remotely shut down the node.

DXCluster command that operates like the BBS / Host commands.

BText command to set the Nodes' beacon message.

Ability to enable or disable any command.

Improved command prompting with only valid commands shown.

KISS as an alternative to the crosslink protocol.

Hardware handshake controlled host mode operation.

MODE command for configuring additional parameters.

BBS command to auto connect to a remote BBS.

HOST command to auto connect to another BBS or HOST.

BYE command to disconnect.

STATS command to display internal statistics.

MANAGER command for system manager access.

AUDIT command to set system audit levels.

Bug fixes (e.g. info messages too long).

Changes to the Nodes command.

An improved nodes broadcast algorithm for the crosslink port.

Split port nodes broadcast intervals.

Ability to enable/disable nodes broadcasts on each port.

CQ apologises nicely if disabled.

Most escape commands have been replaced with MODE parameters.

Beacon messages can be digipeated.

CALIBRATE command for remote checking of TX deviation.

LINKS command to show current level two links.

Configuration of the beacon period.

Auto routing of 'connect' to either BBS, DXCluster or HOST.

Remote dump of entire neighbour lists for all nodes.

Hardware requirements are fairly simple, the software runs in a Z80 based TNC or similar clone such as the BSX2.

Installation instructions are included in a file on the disk. But essentially, all that is needed is a single piece of wire from pin eight of the modem disconnect header, to pin one of the Eprom. The Eprom needed is a 27512, rather than the normal 27256 of a normal TNC2. Pin one of the Eprom is bent out from the socket, and connected as described above.

The IP Router

The IP Router co-exists in the node with the other software. It is connected to the Level 2 and Level 3 (netrom) protocol machines, and is managed from the Level 7 switch. It will accept data from Level 2 Datagrams, Virtual Circuits or NOS protocol extended netrom frames. It will output to these three depending on the setting of the IP route and ARP tables.

The router supports the IP options of NOS and also does IP fragmentation. Level 2 segmentation is not supported.

Single Disk

The software is supplied on a single 720K 3.5 inch disk and comes complete with a user manual, detailing the installation, command structure and an overview of the operation. If you are interested, you can obtain a copy by sending the usual request, together with a disk, mailer, plus enough return postage to:

Dave Roberts G8KBB, 7 Rownhayes Close, Ipswich IP2 9SX.

Dave also welcomes any suggestions for change and these can be sent to the same address, or to G8KBB @ GB7MXM.

Operation in Hungary

I've had a bulletin sent to me by HA5DI, but space has prevented me from using it, but an A5-sized s.s.a.e. to the editorial offices will get you the information. Please mark the envelope 'Hungarian Packet Stations'

Continent Designators

Just enough room to squeeze in information of proposed continental designations. The following were suggested by Tom W3IWI, in a paper presented by him.

Hopefully they will become adopted world-wide eventually, and I would suggest that you use them when addressing mail. Hopefully sysops in this country will adjust their forward files accordingly.

The code NOAM replaces NA for **North America** and Canada, while CEAM is added for **Central America**, including Mexico and Panama. For the **CARiBean** Islands including 9Y, the code CARB is added.

Further south, SOAM replaces SA for **South America**, over the Atlantic, AFRI replaces AF for **Africa**. For Europe EURO replaces the older EU, MDLE is added for the **Middle East** including 5B4, 4X, HZ, JY etc.

For Asia, ASIA replaces AS, to include the callsigns YB and 9M. North of the equator in the Pacific, NPAC replaces OC for the **Pacific** islands, while south of the equator, SPAC replaces OC for the **South Pacific**.

Finally added codes are, INDI for the **Indian Ocean** islands, and ANTR for **Antarctica**.

That's about it for this month. Don't forget that 'Packet Panorama' will be in *PW* every month as from now.

73 and happy packeting de Roger, G3LDI @ GB7LDI.

E N D

David Butler G4ASR introduces his new look column, and looks into tropo, aurora and everything else of interest to the v.h.f. operator.

Report

Hi and welcome to the new style v.h.f. column! I have news of excellent tropo openings, a number of auroras, some amazing meteor scatter contacts and a report about the recent Quadrantids meteor shower. There's also information about the 50MHz band, new DXCC countries, details of up-and-coming v.h.f. meetings and the usual solar data, propagation forecast and contest calendar.

Tropo

Conditions via the tropo propagation mode during December were generally poor, although there were enhanced periods notably on December 14 and between December 26-28 when tropospheric contacts could be made with stations up to 1000km distant.

The best direction from

reporting many s.s.b. and c.w. contacts including SP3DRT (JO91) on the 144MHz band. Various beacons were also reported such as HB9HB (144.865MHz), HB9F (432.984MHz) and OK0EAJ (432.938MHz).

The period between December 26-28 produced much traffic on all bands, especially during the afternoons when it coincided with the RSGB Christmas v.h.f. contest. All bands above 144MHz had propagation to a wide area of continental Europe including F, ON, PA, DL. Stations in HB9 and Germans close to the SP border were also worked.

Conditions were also good within the UK and many stations in southern England reported working GM3POI (IO88) on the Orkney Islands. Towards the end of the period the moving tropo had swung around towards Scandinavia, enabling many contacts to be made with stations in OZ, LA and SM.

It was interesting that, at times, stations could be worked on tropo or aurora (see later) depending on which way you pointed the beam! Another point of interest was that the EA1VHF beacon (144.867MHz) located on the north coast of Spain (IN53) was audible over much of England and Wales for nearly a week, sometimes peaking 599, but with very little amateur activity noted.

Paul Bradbeer GM7GUC, kept a close eye on the weather maps over the Christmas period. Having decided that conditions looked good for DX, he went out on December 27 to operate portable from East Lomond Hill (IO86).

Using an Icom IC275H and a Cushcraft 13-element Yagi on the 144MHz band he made 128 QSOs, only 10 of which were with G-stations. Most of the contacts were located in DL, ON and PA, the best DX being DB0BIT (JN39) at 1012km and F1CYB

(JN17) at 1058km.

On December 28, Paul found that the best propagation was towards Scandinavia and nearly 40 s.s.b. contacts were made with stations in LA, OZ, SM, DL and PA with SM7MBG, in JO75, being rated the best contact.

Jim Smith G00FE (IO90) reports working F1ER (JN03) on November 22 when it was pouring with rain, normally an unlikely time to work long distances. Jim mentions that he has often noticed that if we are in a warm sector of a depression during winter time with a strong ridge of high pressure to the south, enhanced tropo conditions to the south of France can result. It's always worth watching the weather map, even when the weather is unsettled.

Auroral Calendar

In last month's issue of *PW*, I described an auroral calendar and by using the example shown I wondered if an event would occur on December 20. Unfortunately it didn't, but there was one which occurred three days earlier on December 17!

If you've made a copy of the calendar you might care to add in the following dates on which openings occurred; November 30, December 17, 28 and 29th. That's 58 auroral events recorded in central England during 1992.

If you live further north then you should have noticed more. However, if you live in southern England then you probably heard no more than 20 openings.

Conditions during 1992 were not as good as in previous years. But nevertheless, a fair amount of DX could still be worked as indicated on the locator map, **Fig. 1**. It shows all auroral c.w. contacts made from my QTH (IO81) during 1992 on the 144MHz band, with stations in 110 squares and 23 countries.

The openings on November 30 and December

17 were relatively weak with little DX being reported. Apart that is, from a few stations such as LA1WFA (JO49), OZ5IQ, OZ7AMG (JO65), SL0CB (JO89), SM5BSZ, SM5DIC (JO89) and SK6KQ.

The event on December 28 however was quite interesting, because it occurred during the RSGB Christmas v.h.f. contest (as did the opening on the 29th). The aurora was favourably located enabling UK stations to work into the Baltic states.

Some of the DX that could be found on c.w. included LA1EKO (JO16) on an oil platform in the North Sea, SMs in call areas 4, 5, 6 and 7, ES2XM (K028) and UZ2FWA (K004). The latter station was particularly strong (8 x 13-element Yagis and 1.5kW) peaking 57A.

Meteor Contacts

What is probably one of the rarest meteor contacts to be made on the 144MHz band for some time must surely be that between the stations of **David Law G0LBK** (IO93) and **JX7DFA** (IQ50), located on Jan Mayen Island.

The contact, during the Geminids meteor shower on December 13, was completed in 20 minutes, with G0LBK receiving five bursts and five pings with signals at times peaking S8. The distance between the two stations was 1977km and contacts were also made from JX7DFA with G4APA (in fact, the first G-contact), GM0HUO and GM4YXI.

The station of JX7DFA, operated by Per-Einar LA7DFA, consisted of 4 x 15-element Yagis and a 70W amplifier. Plans were well under way to become very active on e.m.e. (with 1kW), but unfortunately the entire 144MHz antenna system and a 50MHz Yagi were destroyed in severe gales on December 14.

The Earth has been encountering the

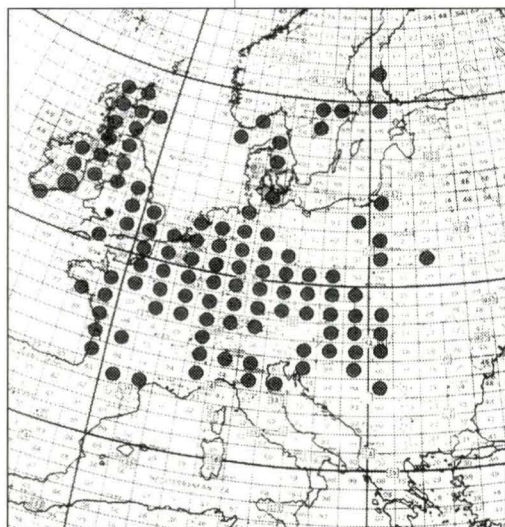



Fig. 1: David Butler's c.w. contacts made by the auroral mode (see text).

the UK on December 14 was in a south-easterly direction with stations such as HB9HLI (JN37), HB9SAX (JN36), HB9SNR (JN36), OE2HFO (JN67), OE5MKN (JN78), OE5VHL (JN68) and OE5XJM (JN68) being worked on the 144, 430MHz and 1296MHz bands.

Conditions to the east were also good with **Richard Gardner G4WKN** (IO92)



Good antennas - always the best pre-amp!
The 144 and 430MHz system at the QTH of DK0DW. Photo by GW8VHI.

Quadrantids meteor shower (January 3-4) every year since the year dot. But in 1993 they seemed to have decided to go walk-about and not appear!

Although the number of background meteors rose, it was fairly insignificant and conditions were generally regarded as poor. A fair bit of activity was noticed on the 50MHz band, but I can't understand why all the activity was centred on 50.110MHz (the inter-continental DX-calling frequency) and not on 50.300MHz (s.s.b.) and 50.350MHz (c.w.), the meteor scatter calling frequencies.

Yes, I know you may have heard me on .110 but I didn't really want to be there. Still, I did get S59AM (ex-YT3ET) and S59UN (ex-YU3ZV) for new ones!

In the November 1992 issue of *PW*, I described signals carried out in 1979/80 with VE1ASJ via m.s. on the 144MHz band, and wondered if anyone would like to challenge the record this year.

If you're thinking about a QSO partner, news has reached me that Mike VE1MQ is looking for well-equipped stations in western Europe to participate in trans-atlantic tests. He uses a 17-element Yagi and 170W (in my opinion far too QRP!) and can be contacted on 0101 506 357 3035.

The 50MHz Band

Conditions during December on the 50MHz band were very grim, with DX only being reported on four days and three of those (December 17, 28, 29) were

due to auroras! A Sp-E opening to Sweden and Finland occurred between 1600-1700UTC on December 21, but was missed by many operators.

Following the aurora on December 28, a number of stations waiting for the midnight phase were rewarded with an Auroral-E opening. This propagation mode is subtly different from aurora and is more akin to Sp-E. Signals are T9, even though the ionisation originates from auroral particles, rather than solar uv radiation.

Signals were first heard by **Neil Carr G0JHC** (I084) at 2230UTC who heard OH1X peaking 52. At midnight, G3OIL (I091) reported the GB3LER beacon (Lerwick) putting in a very strong T9 signal, and later between 0100-0200UTC Peter G7ETZ found LA6VBA and LA9ZV.

Two Republics

On 1 January 1993, two autonomous republics were created from the former Czechoslovakia. Czech radio amateurs located in the states of Bohemia and Moravia will continue to use the old prefixes of OK1 and OK2, but those situated in Slovakia who previously used the prefix OK3, will now use OM3.

A new Society, the Slovak Amateur Radio Association (SARA), has been formed and will provide similar facilities to that extended by the existing Czech Central Radio Club (CRCC). The DXCC status of these republics has not yet been announced, but I suspect this will be a mere

formality when the ARRL DX Advisory Committee next meet.

Tom Ciepielowski SP5CCC passes on the news that all licence class holders in Poland were granted access to the 50MHz band from 15 January 1993. They are allowed to operate between 50-52MHz with 10W of s.s.b. or c.w., and there are no geographical restrictions. Tom expects around 100 stations to be active by the summer Sp-E season.

VHF Convention

The RSGB's National VHF Convention is being held at its usual venue, Sandown Park Racecourse, Surrey on Saturday 6 March, the doors opening at 1030. In addition to the trade exhibition, specialist groups and equipment test facility, a full lecture programme has been arranged. Further details can be obtained from myself on (0873) 87679.

The Martlesham Radio Society are holding a v.h.f. round-table at the BT research laboratories Martlesham Heath, Suffolk on Sunday 28 March. The meeting will include a technical workshop, lectures, noise figure and other measurements and a bring and buy stand. A p.c. will be running both the DL6WU antenna program and TCALC receiver front-end analysis program. Also on display will be all the transverters featured in the *VHF/UHF DX Handbook* (ISBN 0-9520468-0-6). Please note that the meeting is strictly by invitation only. Tickets **must** be obtained in advance from **Malcolm Bell G4CXT**. His telephone number is (0473) 645533 (day) or (0473) 610073 (evening). The Nordic v.h.f. meeting is being held between June 11-14 at a QTH near Haslev, Denmark. The event will include a lecture programme and of course will provide an ideal opportunity to meet many Scandinavian v.h.f. operators.

Indoor accommodation and food is being provided at a local Scout camp and will be inexpensive but basic. I'm planning to be at this meeting and will have further details if you care to contact me.

Looking ahead to September and a reminder that the largest v.h.f. meeting in Europe is being held in Weinheim, Germany (JN49), on September 17-19. Again, I can give you more details if required.

There was a increase in

geomagnetic activity during the last week of November, with three small M-type flares occurring on November 22, an M4.4 flare on the 23rd and four M-type flares, the biggest being an M2.6 on November 30. A number of brief short wave fade-outs (s.w.f.) occurred during this period and auroral activity was observed on November 23 and 30th.

During the first two weeks of December, the quiet side of the sun was in view and very little solar activity and no flares were recorded. However, as the active side of the sun rotated into view, the geomagnetic field became more unsettled and a sudden storm commencement (s.s.c.) was issued on December 17.

A disintegrating filament caused a magnetic storm to start on December 27. It continued until the 29th, creating auroral activity on December 28 and 29th.

Contests

In case you've forgotten, the last three 70MHz cumulative contests will take place on February 21, 28 and March 14. Each session runs between 1000-1200UTC. In addition to exchanging call signs, report and serial number, stations must also give locator and QTH information.

If you fancy a bit of key-bashing and conditions are right, you might like to enter the German AGCW-DL 430MHz contest, being held on Saturday March 20, between 1900-2300UTC. Contestants can enter one of three sections relating to the transmitter power; A = less than 3.5W, B = less than 25W, C = more than 25W output.

Participating stations, who must only use the band 432.010- 432.150MHz, should call "CQ AGCW TEST" and exchange RST, serial number, power class and locator, for example; 599001/C/I081MX.

The RSGB Microwave Committee have arranged Winter cumulatives contests for bands above 2.3GHz to take place on Sunday February 28 and March 28.

The Nordic activity contests will be held between 1800-2200UTC on the following Tuesday's: February 16 (Microwaves), February 23 (50MHz), March 2 (144MHz) and March 9 (430MHz).

Deadlines

As usual, I'll remind you about deadlines. Please send your letters to reach me by the end of the month at the very latest. I normally write up the column around this time.

Don't forget that I can also receive messages via packet radio at my mailbox GB7TCM or at my DX cluster GB7DXC.

Photographs of your shack, antennas or any v.h.f. activity are especially welcome. Other pictorial items such as QSL cards, awards, certificates, etc., are also required. They will all be returned to you.

E N D

Report

S BANDS HF

Paul Essery starts off his new-look column with some good advice, by advising you to listen!

Chasing DX

Become a listener! In any QSO, you must have a receiver tuned to his transmitter and vice versa. Otherwise no contact is possible. First find where your man is transmitting; then find where he is listening.

By extensive listening to other people in pile-ups you get to know the right way and - FAR more important - the wrong way! Example: some 25 years ago a licensed amateur showing his rig to a couple of others, called an imaginary VK on 7MHz around 2100Z and completed half of a c.w. contact.


The frequency at the start was quiet but QRM grew. Chuckling, to the pub for a couple of hours. When they got back, a great mob were still calling the imaginary VK! Not one could have heard the VK, 'cos he just wasn't there! However, no real DXer had been fooled.

In a big pile-up, you can be sure he won't be listening where he is transmitting. So you must listen on two frequencies; meaning a two-v.f.o. transceiver, or an outboard v.f.o., or a second receiver, or even an old-time 'separates' rig using two receivers. Know where he is transmitting and where he is listening and you've as good as nailed him. Incidentally, for long odds, you've got his details before your first call!

Low Power

I think that G-QRP Club members come in two types, operating-wise. First comes the guy with the low power but a first-class antenna system. Secondly there are the real masochists who like to use low power and couple it to a poor antenna!

The first type - G4BUE in flea-power mode for example - can compete on near level terms with the 'Full Gallon' ops. He can put a signal anywhere in the world when the band permits; the limit is set by



The QRP shack of Lieghton GW0LBI.

how well the other chap can copy.

Our second type is like Eric G0KRT (Worcester Park, Surrey). Eric runs a Lake DTR7 at 1W into a 1990s version of the W3EDP antenna; the 1930s original ran an 84ft top (26m), coupled to the 'wrong' end of the tank coil, against a counterpoise of given dimensions. He uses a single quarter-wave counterpoise and feeds it conventionally. To nail K8PO in the CQ WW CW contest was an achievement, but, as Eric says, a major contest is a good time for him to find new countries. As the DTR7 is a 7MHz only rig, G0KRT knows his band. Eric's set-up also covered all Europe, with a couple of LZs to add another new one on the band.

Another low-power way lover is Lieghton Smart GW0LBI in Trelewis. The rig is a Yaesu FT747GX modified for a maximum of 20W. Outside, 175ft (53m) of wire - just over the quarter-wave length - covers 1.8MHz from 9m high; a W3DZZ trap dipole at 8m does for 80 and 40; sloping dipoles for 14/18/21/28MHz and these manage to reach about 4m.

Lieghton GW0LBI nailed three Ws on sideband with just 50mW. Outside that, KB1FK was raised on 1W c.w. and KF4RP on sideband with 4.5W - he was running 1kW and the QSO lasted 26 minutes. On the awards side, DXCC QRP is now on the wall, with 40 countries

worked on milliwatts.

Ted G2HKU in Sheppey tries 5W when the mood takes him; on 28MHz c.w. 5W made out with 6W6/K3IPK and VP5P.

Contests Prefixes And Expeditions

The EA RTTY Contest covers 3.5-30MHz, as per bandplans, 1600 Saturday to 1600 Sunday, February 13-14. EAs send RST and 'Prefijo Provincial' of two letters. Others send RST and CQ Zone number. Score, on 14/21/28MHz, one point for own continent, two for other continents, on 3.5 and 7MHz three and six; multipliers DXCC countries and Spanish Provinces on each band. Final score total QSO points on all bands times total multipliers points on all bands. Logs mailed by April 10 to EA RTTY CONTEST MANAGER, EA1MV, PO Box 240, 09400 Aranda de Duero, Spain.

The CQ WW WPX Phone dates are March 27-28, and c.w. May 29-30. Single-ops use only 36 of the 48 hours. Off periods at least 60 minutes in length and clearly marked in the log. Categories, single-op single band, single-op all-band; no form of 'DX alerting' allowed, multi-single, multi-multi. Low-power, as for single op but less than 100W output (!). 'QRP/p' output power not to exceed 5W; this category to indicate 'QRP/P' on results

sheet and indicate actual power out for all claimed contacts. QRP/p stations only compete with each other. Exchange RS(T) plus serial number. Score: stations on different continents count three on 14/21/28MHz, six on 1.8/3.5/7MHz; same continents one for 14/21/28MHz, two for 1.8/3.5/7MHz. Own country no QSO points but OK for multiplier. The multiplier is the number of different prefixes worked. Final score, total QSO points times multiplier. Postmark date no later than May 10 or July 10 respectively, to WPX Contest, Steve Bolia N8BJQ, 4121 Gardenview Drive, Beavercreek OH 45431, USA.

The ARRL International DX Contest has February 20-21 for c.w., March 6-7 for Phone. 1.8-30MHz, categories single-op single or all-band, multi-op one transmitter, multi-op two transmitter, multi-multi. USA/VE send RS(T) plus state/province. Others send RS(T) plus power input (three digits). Outside USA, multiplier is sum of states/provinces worked per band. W/VE, multiplier is DXCC countries each band. Mail deadline April 7 to ARRL DX Contest, 225 Main Street, Newington, CT 06111. Both ARRL and CQ contests have firm disqualification rules.

The RSGB 7MHz c.w. Contest is from 1500z February 27 to 0900z February 28. UK stations send RST plus county code, others RST plus serial numbers. Logs by April 1 to SV Knowles G3UFY, 77 Bensham Manor Road, Thornton Heath, Surrey CR7 7AF.

Note the OK1 and OK2, Czech Republic are now OK and OL. OK3 is now Slovakia and OM. No detail yet on DXCC status. The old Y2-Y9 calls are replaced by DL1-9 ones.

About March 5, Kingman Reef KH5K operation is likely for eight to nine days, with Palmyra in parallel.

San Andres, HK0 is promised between February

27-March 7. KB6GL and AA5AU will sign HK0/own call.

The C6AGN Bahamas activity from Green Turtle Cay is set for March.

Reports

Rich GORKJ (and N7CXB) in Liskeard, has an R5 antenna, an IC-725, fed through two low-pass filters with a watt meter between. He has high-pass filters at the video input and on the TV. Rich likes 28MHz f.m., where the calling frequency is 29.6MHz, QSYing to - usually - 29.350 for the contact.

European f.m. simplex contacts are best around 0900-1100, with the US contacts between 1300-1630GMT. Most interesting one in the crop possibly, was EI7CV worked through the Boston repeater at 29.620MHz; neither the EI nor Rich could hear each other direct.

A new reporter is Clive GM3P01 in Deerness, Orkney, who uses 7MHz c.w. Clive found XX9TRF, BV2TA, A71AL/SP5EXA, HZ1AB, KP2A, VS6W0 and others around the six continents.

Ted G2HKU tried 1.8MHz for GW4RPU and ON7BW on sideband, GM3P01 on the key. On 3.5 a string of Ws, EA9LZ and OH0W; 7MHz again Ws, EA9EA, UL7, UI8; ZC4ST and UF6CFZ on 10MHz, Ws and 9H4R on 14MHz; Z21HQ, 6W6/K3IPK, VE7ZZ and Ws on 21MHz; and a stack of assorted DX on 28MHz

Don GM3JDR (Aukengill) works, c.w., the world on any band; around 0800/0900 on 3.5MHz JAs and LUs. 7MHz saw all the continents with a good showing of W6/7. 10MHz, ZA and VK6HD; 18MHz VP2V/KG6WI, 21MHz 9Y4VU, P40J and D44BC plus 28MHz with such as 8R1K, P40s, 6V6U US1U and 5N0HKJ plus of course the smaller fry.

The WARC band specialist Vince 9H1IP (M'Scala) on 24MHz had TL8CK in November and in December came C9RJJ 7Q7ZZ and XX9TNB. 18MHz in November was notable for PY0TSN (Trindade Is), D2EL and others, with December for C31YA and 7Q7TA. Lesser lights also of course.

On 10MHz, Mike G0K0Z found VQ9AC, XW7F91E, KL7CYL and A71AL/SP5EXA - what a contrast the latter two make!

Favoured by John G3BDQ is 1.8MHz, with W0DRL (Kansas, 0713z) as the best among lots of DX. We'll tell you how he hears such stuff next time.

Finally, Don G3NOF (Yeovil) who notes that with winter conditions the higher bands are dead by 1900. 14MHz yielded a string of JY40 stations VP8CGK in South Georgia and VQ9AC as pick of the crop for this time.

Rich Weiss
Upham Down,
Wadham Drive,
Liskeard, Cornwall, PL14 3BB

GORKJ

Loc: IO 70 SK
WAB: SX 26

To Radio
Confirming our QSO
At GMT on 19
Freq MHz Watts
Your Signals were RST
Antenna TCVR
PSE - TNX QSL Direct - Via RSGB



Listeners

Listeners are also welcome to report; tell us what you have to listen with and the best of the DX each month.

Deadlines

Send your our reports to my address please, to arrive by the beginning of each month. **287 Heol-y-Coleg, Vaynor, Newtown, Powys SY16 1RA.**

'Bye now!

E N D

**QSL card of
Rich GORKJ.**

PRACTICAL MOTORIST


**DIY
FOR
DRIVERS**



FORD MONDEO
First experiences with the
Sierra replacement

STEERING

Sort out your steering
Common faults and how to rectify them



MOTORING ABROAD
Taking your car abroad
this year?
Facts on ferries and tips on
driving on the other side

Win a

C.O.M.P.E.T.I.T.I.O.N.S

TESTUNE & TRAKRITE
Analogue Drive-over
Diagnostic Wheel Alignment
Multimeter Gauge

Plus
All the regular features

- Car Clinic • Letters • What's New
- Car Care Tips

ON SALE 11th FEBRUARY 1993

Ron Ham starts his column off this time by taking a close look at a reader's 1928 receiver.

Valves

I'm keying this month's vintage wireless chat while looking at the picture, **Fig. 1**, of the inside of a 1928 'Selecta' wireless receiver. This was kindly sent by **Peter Jones** of Fownhope in Hereford.

Peter's photograph gives us a chance to take a detailed look inside this typical battery set of the late 1920s era, and to mention in passing a few of the closely allied subjects as they come to mind. Peter has other interesting items in his collection that we can talk about next time.

Dry Batteries

It appears from the internal structure that this *Selecta* was powered by two dry batteries. There's a high-tension (h.t.) battery which fitted along the bottom of the cabinet in the dedicated space below the speaker, and a grid-bias type which sat in that special large clip, centre right. There's also a 2V wet cell (low-tension), better known as a rechargeable accumulator. The latter stood on the left, below what looks like, a screened-grid valve.

Coloured wander plugs, often with polarity tags on the leads, would have been used to connect the set to the required tappings on the 9V grid-bias and the 90 or 120V high-tension batteries. A pair of spade-connectors (red and black) were used to hook around the two large terminals on the top of the accumulator, **Fig. 2**. Depending on use, the expected battery life was about 12 months for the grid-bias, four to six months for the h.t. and around four days before the accumulator needs recharging.

Most set owners had two accumulators, one in use while the other was at the local cycle or wireless shop, or garage, being charged. The average price for charging was 6d (2.5p) and remained so through to the early 1950s.

In those days, many people put another 6d by each week, toward the cost of a new h.t., and their annual 10 shillings (50p), wireless licence. In fact, a special container was made to collect enough sixpenny coins to meet the licence fee, which at one time was seven shillings and six pence (37.5p).

Fig. 1: Peter Jones 1928 'Selecta' Receiver.

Replacement

Although, like many similar sets, the rear cover of the *Selecta* is hinged for easy accumulator replacement, this procedure was always a risky and messy business. I say risky, because an accumulator, **Fig. 2**, (and there are still some about), contains a large amount of sulphuric acid and periodically need topping-up with distilled water. The acid level, illustrated by the dotted line in **Fig. 2**, is usually scribed on the thick glass container.

WARNING, this acid is dangerous. If acid is spilt it will burn you and very quickly make holes in your clothes or anything else that it touches.

I've heard of many table cloths, nearby carpets and curtains, if the set was near a window, that went rotten through being dripped on, or accidentally rubbed, by the accumulator when it was changed. I also emphasised messy, because from the shop's point of view, each time one was put on charge, the vent plug or 'stopper' (between the terminals at top of **Fig. 2**) had to be removed to let the charging gas escape.

A full charge took about three days and, as a result of the accumulator 'gassing', a fine coating of liquid often covered the terminal area. At the end of the charging period, this had to be wiped off and the terminal threads greased to prevent green corrosion setting rapidly in.

Despite being a large diameter, such corrosion could solidly lock the terminal threads. Most accumulators were fitted with a wooden 'roller' type carrying handle by the makers (top **Fig. 2**). Some folk had a special carrying box made which fitted in their bicycle basket. The user had to

walk or cycle to the charging plant, because it was illegal to take one on a bus. The reason being that even one tiny drop of spilt acid could ruin the whole seat.

Current Consumed

The amount of the current consumed in a set depends upon the type of valves employed. I estimate the total current taken by the four valves in **Fig. 1**, would be 600mA low-tension and 10mA high-tension.

Obviously, the set designer's choice of valves in the late 1920s was limited, however, let's take a look at the basic power requirements of a 'simple' wireless valve. This is a thermionic device referred to as a tube in the United States, and a lamp in some European countries.

The component parts within its glass envelope are called electrodes. The part that 'lights up' is known as the filament, in directly heated valves, **Fig. 3**, or the heater in indirectly heated valves, **Fig. 4**. With few exceptions, the former are found in battery-operated receivers and the latter in sets run from the mains.

Basically, for a valve to work, its 'heating' arrangement emits electrons which are attracted toward a relatively highly positive anode. It is the heating element, like a torch bulb and the anode that consume the power in a three electrode valve, known as a triode.

The filament in the directly heated valve emits the electrons which pass through a wire-mesh, called the grid, on their way toward the anode, **Fig. 3, 1 (left)**. Some early text books refer to the anode as the plate, which is logical, because if you take a look at a triode valve you will see the filament in the centre, surrounded first by the wire-mesh

grid and then a solid metal plate (anode) as illustrated in **Fig. 3 (left)**.

The electrodes are insulated from each other inside the glass envelope and connected by thin wires to specific pins on the valve-base. The theoretical drawing of a triode, as it would appear in a circuit diagram, can be seen on the right in **Fig. 3**.

The difference between directly and indirectly heated valves is the additional electrode known as a cathode (K), **Fig. 4**. This is placed in the centre of the valve between the heating element and the grid. In this case, it is the coating on the cathode that emits the electrons and not the heating element.

All the heater does, is to keep the cathode at its efficient working temperature. Although more complex valves have several grids, it is always the one nearest the cathode or the filament that is called the control-grid. The signal input point in most circuits.


Valves & Components

Three triodes, like those in **Fig. 3**, can be seen to the right of the tuning coil inside the *Selecta*, **Fig. 1**. One thing I spotted, was the metallic coating coming off the first valve in the top right-hand compartment.

The coating acts as a screen to stop the valve detecting unwanted signals. Note also the balanced armature loudspeaker with a mechanical 'tone' adjuster in the centre of the magnet assembly. The adjuster should be moved about half a turn either way when the set is running to produce the best quality sound. A distinct 'pop' should be heard when the setting is correct.

A torch bulb, seen between the two right-hand valves in **Fig. 1**, was commonly used in those days as a fuse in the h.t. circuit. There are metal cans below the first and third triodes, which look to me like intervalve transformers. If so, they would have primary and secondary windings connected to four terminals and possibly marked 'IP' and 'OP' (input and output primary) on one side and 'IS' and 'OS' (input and output secondary) on the other.

The transformer windings should also be checked for continuity, because if any one was open-circuit on either transformer, the set would fail to function. It's worth remembering that transformer



Vintage

By Ron Ham

windings are vulnerable to going open-circuit when a set is out of action or stored in damp surroundings for long periods.

Valve Faults

It is important to stress at this point that a battery valve runs cool, but **BEWARE** of a mains valve. This is because its glass envelope gets very hot and will burn your hand if you try to remove it without caution.

On one occasion, I found two valves in a television receiver with their glass envelopes cracked. However, after a few enquiries I learnt that the customer had watered the plants on a shelf above the set and some of this cold liquid had leaked through the back panel on to the hot valves!

In general, a directly heated (battery) valve requires 1.5 or 2V to light its filament. There was around 100V on its plate, whereas the heating element within an indirectly heated (mains) valve requires 6.3 or 12V to raise its cathode to the normal working temperature. This should explain why a battery set comes to life almost immediately, and a mains set takes a time to 'warm-up' after switch-on before it can be used.

Communications Receiver

When operating a valved communications receiver, it's best to switch it on at least 30 minutes before use. This is so that the valves, especially the local oscillator, can settle down.

This action will help to prevent frequency drifting on the short wave bands at the start of operations.

Sometimes, following the replacement of a faulty local oscillator valve in such a receiver, the dial calibration 'wanders' or is a bit out. This usually corrects itself after the new valve has (aged) been working for several hours.

Octal Valves

Some of you may have noticed that the octal valves used in the crystal calibration oscillator fitted to the Canadian Army WS-52, have the base of their locating spigot painted blue. This indicates that these particular valves have been deliberately 'aged' by the makers

and are suitable for immediate use in an oscillator. Ageing simply means that, although brand new, the valve has been run for an agreed period, by the makers, before packing.

I think that the most common valve fault is an open circuit filament or heater. This is proved by removing the suspect valve from its holder and connecting an ohm meter across the pins marked 'F' in Fig. 3 or 'H' in Fig. 4 to check for continuity. (These are NOT the correct pin numbers). NEVER switch a set on and off rapidly, as surge currents associated with this action, can easily damage this part of a valve.

Other reasons for replacing a valve are low emission, intermittent operation and microphony. Poor receiver performance, due to low emission, means that the filament or cathode in the offending valve is not producing enough electrons. A set

will stop and start if the connection to an electrode inside a valve has come loose. This is more likely to occur in mains valves because of their high working temperatures, than in battery valves.

A strange musical 'booming', more like a 'boi-oi-oi', coming from the loudspeaker, when the cabinet is touched or when a piece of music produces a hefty bass note, is probably caused by a valve that has decided to work more like a microphone. In the early battery sets you often find a 'wobbly' valve holder which prevented this noise being a nuisance

Valve Data Lists

I suggest that all collectors of vintage sets should keep an eye open in the second-hand book shops for valve data and equivalents lists. These were published by such

manufacturers as Brimar, Cossor, Dario, Ediswan, Ever Ready, Ferranti, Marconi, Mazda, Mullard, Osram, Philips and Tungram, or by technical book publishers like Bernards or Wireless World.

For instance, I looked for a possible screen-grid valve for the Selecta, Fig. 1, in my third edition (1958) copy of the *International Radio Tube Encyclopaedia* by Bernard B. Babani. One possible valve I found was a 2V tetrode (SG220) which has an extra grid between the control-grid and the anode.

The valve manual told me that, unlike the triode, the anode connection for this particular valve is its top-cap. Briefly, the introduction of this extra grid helped to break the inter-electrode capacity between the control-grid and the anode. By operating this second grid at a lower voltage than the anode, it gave the set designer more control over this type of valve in front-end circuits.

A comprehensive valve manual is a valuable asset. This is because for about 60 years, a multitude of valves were made covering a wide variety of types with differing base connections, pin configurations and working voltages.

In addition, the valve world has direct equivalents and similar types for special purposes. For example, the Marconi KTW63 is equivalent to an American 6K7, and a Mullard EF39 is equivalent to a Cossor OM6 and a Marconi W147.

NEVER replace a valve by guess work. Always check your valve data book before making the change, because there may be a slight difference which will effect your particular circuit.

The popular 6K7 has a top-cap control-grid which is ideal for short screened-leads to i.f. transformers or tuning capacitors. However, in a number of sets it was more convenient for this grid to come out to a pin in the base. That need was met by the valve makers with a 6SK7, which put the control-grid down below but also changed some of the other electrode/pin connections.

Don't forget to write to me at 'Faraday', Greyfriars, Storrington, West Sussex RH20 4HE. See you next month.

Fig. 2: A typical 'wet' 2V accumulator.

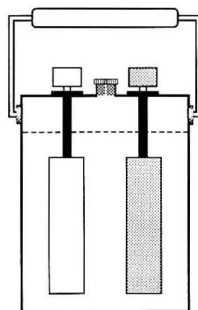


Fig. 3: The basic lay-out (simplified) of a directly-heated triode.

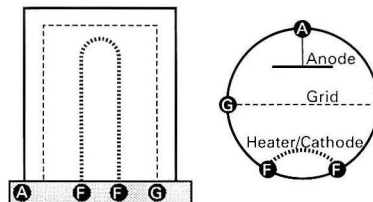
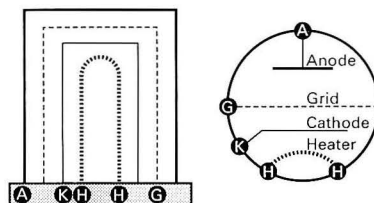


Fig. 4: Simplified lay-out of an indirectly-heated filament valve for a.c. use.



AERIAL TECHNIQUES

11 Kent Road, Parkstone, Poole, Dorset BH12 2EH.
Tel 0202 738232 Fax: 0202 716951

NEW CATALOGUE

Send £1 for our glossy brand new 34 page catalogue, which you will receive back by return of post.

- ★ Multi-standard TVs & VCRs
- ★ Satellite Equipment
- ★ Signal Strength Meters
- ★ TV DIXING Equipment
- ★ Rotators
- ★ Masthead Amplifiers
- ★ Filters
- ★ Accessories

AR300XL Aerial Rotor, Control Unit and Alignment Bearing

Rotor unit type AR300XL and control console. Continuous indication of beam heading. Clamps to 2in (52mm) max. mast and take 1/4in (38mm) max. stub mast. 'Offset' type mounting. Vertical load carrying 45kg. Special offer £49.95 plus £4.95 p.p. AR1201 Alignment (support) bearing. Allows greater/higher head loads. Fitted above rotor. £18.60.

Plus full range of Revco Discones, air/marine antennas, rotators and all aerial hardware.

NEW! 40M QRP TX/RX KIT

COMPLETE TO THE LAST NUT!

- ★ 2W CW OUTPUT
- ★ 7.0-7.1 MHz
- ★ STABLE VFO
- ★ SIDETONE
- ★ RIT
- ★ AUDIO FILTER

★ CASE AND ALL HARDWARE INCLUDED ★

DTR7 - KIT £87.50 READY BUILT £140.00

Post, packing & insurance £3.00
Send SAE for Brochure or call Alan, G4DWV on 0602 382509

LAKE ELECTRONICS

7 MIDDLETON CLOSE, NUTHALL, NOTTINGHAM NG16 1BX
(Callers by appointment only)

ELLIOTT ELECTRONICS

for the Radio Enthusiast

AOR SCANNERS

INSTANT HP AVAILABLE
OSY OLD MAN TO

JAYBEAM AMATEUR ANTENNAS

APPOINTED DISTRIBUTOR

RIGS, ANTENNAS, SWR BRIDGES, POWER SUPPLIES, TEST GEAR, COMPONENTS, MORSE KEYS, COAXIAL CABLES, ROTATORS, MICS, PLUGS AND SOCKETS, SWITCHES

Call us on (0533) 553293
OR COME AND LOOK AROUND AT
60 Hinckley Road, Leicester LE3 0RB

J. BIRKETT

SUPPLIERS OF ELECTRONIC COMPONENTS

25 The Strait, Lincoln, LN2 1JF
Tel: 520767
Partners J.H. Birkett J.L. Birkett

BLV90 1 Watt 960MHz FT4GHz @ £5.95, BLV92 960MHz 4 Watt FT4GHz @ £5.95, BLV93 8 Watt 960MHz FT4GHz @ £6.95.

SB11 Balanced Mixers @ £3.95.

FRESH STOCK OF ELECTROLYTICS. 32+32uf 275v.w. @ 75p, 50+50uf 275v.w. @ 85p.

VARTA NI-CADS 1.2 Volt Type 2500K Stack of 5 for 75p (6 volt).

MARCONI TF83A AUDIO WATTMETER 1mW to 10 Watt @ £22. (P&P) £5.

DUAL GATE MOS FETS. BF981 / @ 35p, 4 for £1.20.

TOKO I.F. TRANSFORMERS. 10.7MHz Type KAC56184 @ 35p, 4 for £1.20.

AIRCRAFT ARTIFICIAL HORIZON MK3D Collectors Item @ £18.00 (P&P £4.00).

SCREW TERMINAL ELECTROLYTICS. 15,000uf 40v.w. @ 75p, 10,000uf 25v.w. @ 50p.

BRIDGE RECTIFIERS. 100 PIV 25 amp @ £1.30, 400 PIV 8 amps TRIACS @ 4 for £2.

S.C.R.'S THYRISTORS. 600 PIV 25 amp @ £1.00, 600 PIV 2 amp @ 50p.

30mm X 75mm OCTAL PLUG-IN COIL FORMERS @ £1.50, 5mm COIL FORMERS @ 10p.

ASSORTED VARI-CAP DIODES 50 for 75p, 100pf @ 10 for 60p, 300pf @ 10 for 75p.

COMPRESSION TRIMMERS 25pf @ 20p, 30pf @ 20p, 50pf @ 20p, 85pf @ 35p.

AIR SPACED VARIABLE CAPACITOR. 350+350pf with VHF Panel attached @ £3.95.

DRY FIT TYPE RECHARGEABLE BATTERIES. 208-305 8 Volt 3AH @ £2.95 (P&P £3.30), 2 for £5.00 (P&P £4.00).

AIR SPACED VARIABLE CAPACITORS. 350+400+30+30pf with Gearing S.M. Drive @ £2.95, 400+350+30+30+30pf with S.M. Drive @ £2.95, 250+250+20+20+20pf with S.M. Drive @ £3.95.

R.F. TRANSISTORS. 2N6166, 175MHz 100 Watt with data @ £12.60, MRF392 30 to 500MHz 125 Watt with data @ £26.95, THA15 (MRF 429) 150 Watt Linear 2 to 30 Watt @ £15.95, MRF136 R.F. FET. 2 to 400 MHz 15 Watt with data @ £9.95.

ACCESS and BARCLAY CARDS accepted. P&P 60p under £5. Over Free. Unless otherwise stated.

C.M. HOWES KITS. Available by post and for callers.

RST

RST MAIL ORDER CO.
LANGREX SUPPLIES LTD,
1 MAYO ROAD,
CROYDON,
SURREY CR0 2QP
SPECIAL EXPRESS
MAIL ORDER SERVICE

AZ31	£9	EL360	18.50	PY82	1.50	6AT6	2.00	6SJ7	3.00
CL33	8.00	EL509	10.00	PY83	1.50	6AU6GT	5.00	6SK7	3.00
CL33	8.00	EM34	10.00	PY88	2.00	6AU6	2.50	6SL7GT	4.50
DY802	1.50	EM81	4.00	PY500A	4.00	6B87	4.00	6SN7GT	4.50
EM8CC	6.95	EM87	4.00	PY801	1.50	6B7	4.00	6SS7	3.00
EL180F	4.50	EN81 Mull	1.50	QOV05-6	19.50	6BA5	1.50	6U8A	1.50
EL180F	25.00	EY51	3.50	QOV05-10	5.00	6BA7	5.00	6V6GT	4.25
EL180F	1.95	EY86	1.75	QOV05-10 Mull	15.00	6BE6	1.50	6X5GT	2.50
EL180F	1.50	EY88	1.75	QOV05-20A	25.00	6BH6	2.50	12AT7	2.25
EL180F	1.50	EY500A	3.00	QOV06-40A Mull	40.00	6BL6	2.25	12AU7	2.25
EL180F	1.50	EZ80	1.50	QOV05-12	10.00	6BN6	2.00	12AX7	3.00
EL180F	12.50	EZ81	1.50	R18	4.00	6BQ7A	3.50	12AX7A	7.00
EL180F	6.50	GY501	3.00	R19	3.00	6BR7	6.00	12BA6	2.50
EL180F	7.50	GZ32	6.50	SP41	6.00	6BR8A	4.00	12BE6	2.50
EL180F	7.50	GZ33	4.50	SP61	4.00	6BS7	6.00	12BH7A	6.50
EL180F	2.25	GZ34 GE	7.50	U19	10.00	6BW6	4.50	12BY7A	7.00
EL180F	2.25	GZ37	4.50	U25	2.50	6BW7	1.50	12E1	20.00
EL180F	3.00	KT61	7.50	U26	2.50	6BZ6	2.50	12G6T	6.50
EL180F	3.50	KT66	12.50	U37	7.50	6C4	1.95	30L1/2	1.50
EL180F	4.75	KT66 GEC	P.O.A.	UAB80	1.50	6C6	3.50	30P4	2.50
EL180F	2.00	KT88	15.00	UBF89	1.50	6C86A	3.00	30P19	2.50
EL180F	1.50	N78	9.00	UCH42	1.50	6C6DA	5.00	30PL13	1.50
EL180F	3.50	OA2	2.70	UCH81	2.50	6CL6	3.75	30PL14	1.50
EL180F	1.50	OB2	2.00	UCL82	2.00	6CG7	9.50	300B4 (PR)	120.00
EL180F	3.00	OC3	2.50	UCL83	3.00	6CH6	6.00	5728	70.00
EL180F	1.50	OD3	2.50	UF89	2.00	6CW4	8.00	805	50.00
EL180F	1.50	PC97	2.00	UL41	10.00	6D6	3.50	807	5.00
EL180F	3.00	PC980	2.00	UL84	2.00	6D05 GE	12.00	811A	15.50
EL180F	2.50	PCF80	2.00	UY41	4.00	6D06B	9.50	812A	52.50
EL180F	25.00	PCF82	1.50	UY85	2.25	6E48	3.50	813	27.50
EL180F	3.50	PCF86	2.50	VR105/30	2.50	6E48	1.85	833A	85.00
EL180F	2.75	PCF801	2.50	VR150/30	2.50	6F5	3.50	885A	25.00
EL180F	4.50	PCF802	2.50	Z759	35.00	6GK6	4.00	872A	20.00
EL180F	5.00	PCF805	1.70	Z803U	25.00	6H6	3.00	931A	25.00
EL180F	4.50	PCF808	1.70	ZD21	3.50	6H6	4.95	2050A GE	10.00
EL180F	4.50	PCF820	3.00	Z828	20.00	6J5	3.00	5163	10.00
EL180F	2.50	PL82	2.00	4CX250B EIMAC	75.00	6J6	3.00	5814A	4.00
EL180F	3.50	PL83	3.00	4CX250B STC	45.00	6J7	4.00	5842	12.00
EL180F	1.50	PL84	2.00	SR4GY	6.00	6J86A GE	15.00	6080	8.50
EL180F	1.50	PL85	2.50	5U4G	5.25	6J86C GE	11.25	61468 GE	15.00
EL180F	5.00	PL86	2.50	5V4G	4.00	6J86C GE	11.25	6808	15.00
EL180F	1.95	PL805	2.50	5Y3GT	2.50	6K6GT	3.00	6883B GE	16.00
EL180F	2.15	PD500	6.00	5Z3	4.00	6K7	4.00	6973	11.00
EL180F	1.50	PLF200	2.50	SZ4GT	2.50	6K8	4.00	7025 GE	7.00
EL180F	2.00	PL36	1.75	6X0L2	1.75	6K86 GE	11.95	7027A GE	11.50
EL180F	1.75	PL81	1.75	6AB7	3.00	6L6G	8.50	7199	10.00
EL180F	2.50	PL82	1.50	6AH6	4.00	6L6GCSYL	9.50	7360	10.00
EL180F	7.50	PL83	2.50	6AK5	4.50	6L6GCSYL	4.50	7581A	12.00
EL180F	1.50	PL84	2.50	6AL5	1.50	6L6GCSYL	4.50	7586	15.00
EL180F	4.00	PL504	2.50	6AM6	1.95	6L7	3.50	7587	23.00
EL180F	25.00	PL508	5.00	6AN5	5.00	6L6G	12.50	7591A	10.00
EL180F	1.50	PL509	6.00	6AN8A	4.50	6O7	4.00	7868	10.00
EL180F	2.25	PL519	3.00	6A25	3.25	6RHHB/KNB	12.00	8068	15.00
EL180F	2.00	PL802	6.00	6AR5	25.00	6SA7	3.00	8417GE	11.50
EL180F	1.50	PY33	2.50	6AS6	6.00	6SC7	3.00	Prices correct when going to press	
EL180F	2.00	PY81	1.50	6AS7G	9.50	6SGM	2.50		

Tel: 081-684 1166 Open daily to callers Mon-Fri 9am-4pm - closed Saturday
Valves, Tubes and Transistors.
Over 6000 types available from stock.
Terms C W O and Visa and Access cards accepted.
Orders despatched by return.
Quotations for any types not listed S.A.E.
P&P 1-3 Valves £1.00 + VAT, 4-6 Valves £2.00 + VAT

Fax: 081 684 3056

Prices excluding VAT add 17.5%

Telex 946708

VARIACS

general purpose 240v/270v 2 amp units for int mounting O/P var 0 to 240/270v (no knob or dial) new boxed. £26.50 or 2 for £48

AERIAL COUPLER

Aerial tuner for use with R234 Rx 2/27 Megs in 4 bands to match Whip or Long Wire to 75 ohm size 9 x 7 x 8" (can also be used with R210) £35 also available matching Acceptor unit see list.

ARMY VHF Rx R216

20/155 Megs AM/FM see list for spec £125

POWER MODULES

stab HT 200/300v 100 Ma & three x 6.3 at 1/2/4 amps size 9 x 6 x 6" £27.50

R.F. HEAD UNITS

part of Army GS.20 Radar now freq 8.5 Gz with tunable Gunn Diode Doplar type unit with int Ae ass £24.50 also available 360° LCD display units £16.50

P.A. TYPE AMPS

240v I/P rated 200 watt O/P 100 volt line (O/P Trans tapped sec) in 19" table case transist type (Amp only no pre amp) £85

DEVIATION METERS

TF791D 2/1000 Megs 0 to 125 Kc deviation in 4 ranges tested £85

TRANS HT 200/250v

Sec 220v at 500 Ma & 1125-0-1125v at 400 Ma (1125v DC 400Ma) C core new cont rating £34

R.F. AMP

part of D.11 Tx on 19" panel 2/22 Megs about 400 watts with var ind, cap etc less valves with circ. £55

OPTICAL ACCS

mixed selection of items inc eyepiece lens cell, lenses, prisms etc mostly new approx 12 items. £23

AERIAL DIPOLE

for A/C mounting approx 420/450 Megs with UHF conn & mt brk new 2 for £9 also Military type UHF 225/400 Megs Discone aeriels size approx 30" long 14" dia as these have been outside for some time, some refurbishment required. £32

MORSE KEYS

Army general purpose adjustable. £8.50

GRL BRIDGE CT492

Auto Balance bridge with decade meter indication for use on 9v int battery tested. £65

STANDARD CELLS

Muirhead 1.0192 volts size 3 1/2 x 1 1/2 x 3/4" £9.50

SIG GENS

Marconi TF995A2 General purpose AM/FM 1.5 to 220 Megs var Mod & Deviation for 240v tested with book few only. £95

AMPLIVOX ASTROLITE HEADSET

comprises headset with boom mike modern light grey phone nom 100 ohm mike 600 ohms fitted GPO pattern 4 ring jack plug new £25

AERIALS

base station RT type as ground plane 66/78 megas 50 ohm approx overhaul height 6'6" new made by HMP Denmark for 50 ohm system quality unit new. £28

MOTOROLA MX300R

handy talkies 136/150 Megs FM 2.5 watt 7.2v batt note these have faulty freq synth modules with circs etc no accs. £24.50 (will convert to 2mt Rx)

PRESSURE GAUGES

range 34/1350 mbs mains operated see list. £65

CONTROL UNIT


remote for aircraft camera contains 24v DC motor, gears, etc sets number & time interval contained in neat wood case. £14.50

Above prices are inclusive. Goods Ex equipment unless stated new.
2 x 24p stamps for list 50/1.

A. H. SUPPLIES

Unit 12 Bankside Works,
Darnall Road, Sheffield S9 5HA
Phone: (0742) 444278

OUT NOW!



The Brand New Cirket Electronic Constructors Catalogue Winter 92/93

- 192 pages
- £££'s worth discount vouchers
- 100s new products.....

Books - the latest titles.

Capacitors - new range ceramic discs, extended ranges electrolytic and polyester types.

Computers - new CAD PCB layout software.

Connectors - extended ranges of BNC, Jacks, XLR and PCB types.

Filters - new narrow band ceramic and low pass TV filters.

Hardware - additions include new range control knobs, cabinet hardware and heatsinks.

Inductors - more additions to our already extensive range.

Kits - new additions to the Velleman range.

Rigs - handheld 'CB' transceiver, wavemeters and scanning receiver accessories.

Semis - new linear ICs, transistors and a complete new range of LEDs including blue types.

Speakers - new radio mic systems.

Test Equipment - new hand-held frequency meter and satellite TV dish alignment system.

And much more besides.....

- Send for your copy today!

£1.70
+ 30p p&p

Cirket



CIRKIT DISTRIBUTION LTD

Park Lane · Broxbourne · Hertfordshire · EN10 7NQ
Telephone (0992) 444111 · Fax (0992) 464457



OUR CUSTOMERS TELL US WE GIVE A SERVICE THAT IS 100% SATISFACTORY

We stock most items advertised in this magazine. So, for competitive prices and a service guaranteed, find out for yourself and phone today.



ICOM IC-3230H

★ 45/35W ★ Dual Rx
★ Airband Rx ★ 30 Memories
★ 2 Scan Edges



ICOM IC-728

★ 100W All mode ★ D.D.S. Rx
★ Passband ★ 26 Memories
★ High Sensitivity

NEW FROM YAESU - FT530



Latest edition to the dualband handheld range. 5w, 2m and 70cms, dual rx on same band. Superb!

PHONE NOW!!

KENWOOD TH-78



Compact dualband handheld. Easy to use plus a multitude of features.

PHONE NOW!!

ALINCO DJ-580



This dualband handheld is as popular as ever. Great value for money!

PHONE NOW!!

THE MOBILE HEAVYWEIGHTS

YAESU FT-890



£1260
cash/cheque only

KENWOOD TS-450SAT



£1260
cash/cheque only

JUDGE FOR YOURSELF AT A.R.C.

STOP PRESS.....

COMMISSION ITEMS NOW ON SALE

IC-735.....£750 ★ IC-720 + PSU.....£550 ★ TS-440 + PSU & SPKR.....£950 ★ TS-120V.....£325 ★ SPC-300ATU.....£175 ★ FT-78 + DISPLAY.....£325 ★ FT-726 2m/6m.....£600 ★ FRG-7700.....£250 ★ TS-440.....£850 ★ DRAKE R8E.....£599 ★ FT-902DE + ATU & SPKR.....£845 ★ FT-290.....£225 ★ IC-735 + PSU.....£899 ★ FT-480.....£275 ★ FT-780.....£295

ROBERTS RADIO'S NOW IN STOCK

PHONE FOR DETAILS

AUTHORISED DEALERS FOR:

★ YAESU ★ ICOM ★ KENWOOD ★ ALINCO
★ REVCO ★ DRAE ★ STAR MASTERKEY ★
WELZ ★ DATONG ★ I.C.S. ★ FAIRMATE ★
YUPITERU ★ G WHIP ★ AOR ★ TONNA ★
JAYBEAM ★ STANDARD ★ SANDPIPER ★
BNOS ★ AKD ★ REVEX ★ MFJ ★ ERA ★

INSTANT FINANCE AVAILABLE SUBJECT TO STATUS.

Prices correct at time of going to press.

E&OE

LARGE SELECTION OF ACCESSORIES

i.e. Datong Active Antennas from £59.95
Easy Reader £225
Discounts from £69.95 incl. cable
Phone for further details.

NOT ONLY ARE WE AN AUTHORISED KENWOOD DEALER, BUT ALSO, ONE OF THE OFFICIAL KENWOOD SERVICE CENTRES.

Please send S.A.E. for details on above or if brochures on new equipment required.

MAIL ORDERS RECEIVED BEFORE 4 O'CLOCK SAME DAY DESPATCH PROVIDING EX STOCK

Amateur Radio Communications,
38 Bridge Street, Earlestown,
Newton-le-Willows,
Merseyside WA12 9BA.



TEL:
(0925) 229881

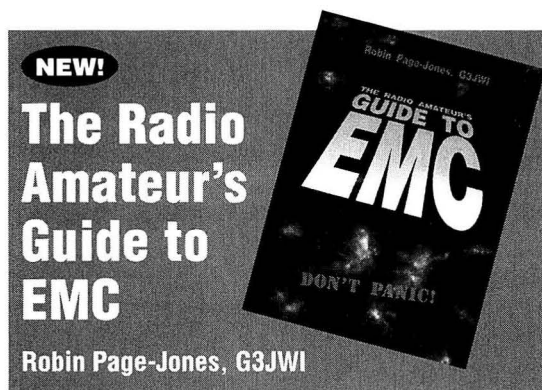
FAX:
(0925) 229882

WE ARE 1 MILE FROM J23, M6 and 4 1/2 MILES OFF J9, M62



YOUR INDEPENDENT RETAILER ...
- It's the right thing to do !!

EMC PROBLEMS? DON'T PANIC!



Achieving electromagnetic compatibility (EMC) with the increasing number of electronic devices in surrounding homes can be a major problem for today's radio amateur.

This timely guide will help you to avoid EMC problems by practising good radio housekeeping, and assist you with the diagnosis and cure of any ones which do occur. The underlying causes, as well as the remedies, are given so that you should be well prepared to tackle any problems which turn up now or in the future. The social dimension is not forgotten, and a whole chapter is devoted to dealing with neighbours.

The book's positive, light-hearted approach to problem-solving should be reassuring if you are faced with a sudden crisis – where appropriate, summaries are included at the end of chapters to give 'immediate action' information.

If trouble ever comes to your door, reach confidently for this book ... and don't panic!

244 by 183mm; 117 pages; £6.50

£8.50
incl p&p

ORDER NOW!

- FROM A BOOKSHOP OR DEALER
- FROM RSGB DIRECT – credit card hotline 0707 49855 or send cheque/PO with order. (Please allow up to 28 days for delivery)

**RADIO SOCIETY
OF GREAT BRITAIN**



Dept PW, Lambda House, Cranborne Road,
Potters Bar, Herts, EN6 3JE. Tel: 0707 59015

TX-3 RTTY CW ASCII TRANSCEIVE

High performance, low cost. Unbeatable features. BBC, CBM64 tape £25, disc £27. SPECTRUM tape £40, +3 disc £42 inc adaptor board. VIC20 RTTY CW program tape £20. All need our TIF1 interface or a terminal unit.

GX-2 FAX SSTV TRANSCEIVE

All modes of FAX and colour/mono SSTV. Review in July 91 Rad Com. BBC only. Complete system only £99 or £119 with FAX direct printing option.

RX-8 MULTIMODE RECEIVE SYSTEM

Fax to screen and printer, colour SSTV, HF and VHF PACKET, RTTY, AMTOR, CW, ASCII, UoSAT. Every feature. Full disc, printer support. Review in July 91 Rad Com. BBC only. Complete system only £259. DISCOUNT for RX-4 users.

RX-4 RTTY CW SSTV AMTOR RECEIVE

Still a best-seller. BBC, CBM64 tape £25, disc £27. VIC20 tape £25. SPECTRUM tape £40, +3 disc £42 inc adaptor board. All need our TIF1 interface. SPECTRUM software-only version £25. TIF1 INTERFACE for best HF & VHF performance with our software. Kit £30, ready-made and boxed £40. Only with TX-3 or RX-4 software.

APT-1 WEATHER SATELLITE MODULE

Converts satellite signal for display on any FAX system. £59. For use with RX-8, all connections included and price only £39 if ordered at same time as RX-8.

FAX AND WEATHER SATELLITES

Full resolution charts and greyscale pictures for any SPECTRUM computer to a dot matrix printer. FAX £80 or WX SATS £99, both £139.

Also MORSE TUTOR £8, LOGBOOK £8, RAE MATHS £8 for BBC, CBM64, VIC20, SPECTRUM. BBC LOCATOR with UK, Europe, World maps £10. All available on disc £2 extra. Full info available on everything. Please ask. PRICES INCLUDE VAT AND P&P BY RETURN



technical software (P.W.)



Fron, Upper Llandwrog, Caernarfon LL54 7RF Tel: (0286) 881886

FOR SALE: 4CX250B and 4CX350A EIMAC and STC refurbished and fully tested at high power (ex-equipment) £25 plus VAT, post paid. Discount for 10 or more!
FOR SALE: Sockets for 4CX250B by AEI UK, ex-equipment but working and clean at £17 each, discounts for larger quantities. Ceramic circular chimney for same at £8 each.
WANTED VALVES: KT66, KT77, KT88, PX4, PX25 valve collections, klystrons, magnetrons, transistors. Please post us list of what you have. Quick replies, cash waiting.

BILLINGTON EXPORT LTD

PLEASE NOTE OUR NEW ADDRESS: Unit 1E, Gilmans Industrial Estate, Billingshurst, Sussex RH14 9EY. Tel: (0403) 784961, Fax: (0403) 783519
Callers by appointment only. Minimum order £50 + VAT (UK/export)



SUREDATA

AMSTRAD REPAIRS AND SECOND USER SALES

Tel/Fax: 081-902 5218
Second User HOTLINE
0831 616519 (after hours)

PICKETTS LOCK

We will again be at this popular rally and look forward to meeting many of those Amateurs and SWLs who have phoned us during the last year.

SECOND USER EQUIPMENT

To get the best resale value, I can sell your computer for you at an agreed price, I will give a 3 month warranty to the purchaser, so everybody gets a bargain. So if you are buying or selling call me for a quote.

REPAIRS Phone for a diagnosis and estimate. 73s John G3TLU

UNIT 5, STANLEY HOUSE, STANLEY AVENUE, WEMBLEY, MIDDLEX HA0 4JB

HOLDINGS AMATEUR ELECTRONICS

G3LLL for ICOM & YAESU and AOR SCANNERS

New & S.H. Receivers, Transceivers & Specialist service for older rigs, valves and cw filters for FT101 etc. Closed all day Thursday.

45 JOHNSTON STREET, BLACKBURN BB2 1EF
5 Miles from Junc. 31, M6 Tel: (0254) 59595

BUT HOLS? PHONE FIRST.

ELECTRONICS

VALVES

& SEMICONDUCTORS

Phone for a
most courteous quotation

081-743 0899
Fax: 081-749 3934
Telex: 917257

We are one of the largest stockists of valves etc, in the U.K.

COLOMOR (ELECTRONICS) LTD.

170 GOLDHAWK ROAD
LONDON W12 8HJ

ARCADE

The PW Shopping Arcade

Welcome to the *Practical Wireless* 'Arcade'. In this section of the magazine, you'll be able to find all those important services 'under one roof' - just like the shopping arcades you see in the High Street.

Let your eyes 'stroll through' the Arcade every month and you'll find all departments open for business including: The Book Service, PCB Service, Binders and details of other *PW* Services. Make a regular habit of 'visiting' the Arcade, because in future, you'll have the chance of seeing special book offers and other bargains. And don't forget, this Arcade is open wherever you're reading *PW*!

Services

Queries:

Practical Wireless,
PW Publishing Ltd., Arrowsmith Court,
Station Approach,
Broadstone, Dorset BH18 8PW.

We will always try to help readers having difficulties with *Practical Wireless* projects, but please note the following simple rules:

- 1: We **cannot** deal with technical queries over the telephone.
- 2: We **cannot** give advice on modifications either to our designs, to commercial radio, TV or electronic equipment.
- 3: All letters asking for advice **must** be accompanied by a stamped self-addressed envelope (or envelope plus IRCs for overseas readers).
- 4: Make sure you describe the problem adequately, with as much detail as you can possibly supply.
- 5: Only one problem per letter please.

Back Numbers

Limited stocks of many issues of *PW* for past years are available at £1.80 each including post and packing. If the issue you want is not available, we can photocopy a specific article at a cost of 85p per article or part of article.

Over the years, *PW* has reviewed many items of radio related equipment. A list of all the available reviews and their cost can be obtained from the Editorial Offices at Arrowsmith Court, Station Approach, Broadstone, Dorset BH18 8PW for a stamped self-addressed envelope.

Binders

PW can provide a choice of binders for readers' use. Plain blue binders are available, each holding 12 issues of any A4 format magazine. Alternatively, blue binders embossed with the *PW* logo in silver can be supplied. The price for either type of binder is £5.50 each (£1 P&P for one, £2 for two or more).

Send all orders to PW Publishing Ltd., FREEPOST, Arrowsmith Court, Station Approach, Broadstone, Dorset BH18 8PW.

Constructional Projects

Components for *PW* projects are usually readily available from component suppliers. For unusual or specialised components, a source or sources will be quoted. Each constructional project is given a rating to guide readers as to the complexity.

Beginner: A project that can be tackled by a beginner who is able to identify components and handle a soldering iron.

Intermediate: A fair degree of experience of building radio or electronic projects is assumed, but only basic test equipment will be needed to complete any tests and adjustments.

Advanced: A project likely to appeal to the experienced constructor. Access to workshop facilities and test equipment will often be required. Definitely not for the beginner to attempt without assistance.

Mail Order

All items from *PW* are available Mail Order, either by post or using the 24hr Mail Order Hotline (0202) 659930. Payment should be by cheque, postal order, money order or credit card (Mastercard and Visa only). All payments **must** be in sterling and overseas orders **must** be drawn on a London Clearing Bank.

Practical Wireless, March 1993

PW PCB Service

The p.c.b.s. for all the latest projects are now available. We have a stock of boards for many other projects produced in the past, but these stocks are subject to variation. Please add £1 p&p to orders for one board (or one set of boards) and £2 p&p to orders for two or more p.c.b.s.

You can telephone your order in by calling (0202) 659930 at any time. Please allow 28 days for delivery.

Club Discount. An additional saving.

Radio and electronics club members, save money on p.c.b.s when you order through your club. Tell your club secretary to send for details, marking the envelope 'PCB discount information' to our editorial offices.

Board	Article (Project) Title	Issue	Price
WR314	UHF Pre-Amplifier	Dec 92	£3.45
WR313	10MHz Transmitter	Nov 92	£4.65
WR312	Receive/Mixer (Getting Started)	Nov 92	£4.15
WR311	Oscillator BFO (Getting Started)	Sept 92	£2.60
WR310	1.2GHz Pre-scaler	Aug 92	£3.75
WR309	Volt Reg/Divide by 100	Aug 92	£3.15
WR308	TTL 1MHz Oscillator (Getting Started)	July 92	£2.20
WR307	Crystal Checker (Getting Started)	June 92	£4.25
SET	WR303/304/305/306 Inductance Bridge	Apr 92	£19.30
WR302	GDO (Getting Started)	Apr 92	£4.75
WR301	Challenger Receiver	Feb 92	£4.75
WR300a	OSCAMP Oscillator	Mar 92	£4.75
WR300	OSCAMP Amplifier	Feb 92	£5.20
WR299	Multivibrator (Getting Started)	Jan 92	O/S
WR297/298	Additional Beaver boards		O/S
SET	WR295/296 PW Beaver	Oct 91	£12.00
SET	WR292/293/294 Chatterbox	Aug 91	£14.00
SET	WR290/291 Robin Freq. Counter	Aug 91	O/S
SET	WR292/293/294 Chatterbox	Aug 91	£14.00
WR289	Meon-4 (Control)	Jul 91	£4.67
WR288	Morse Master	Jun 91	£4.89
WR286	Meon-4 (RF PA)	Jun 91	£5.54
WR287	Morse (Speedbrush)	May 91	£4.85
WR255	Meon-4	May 91	£6.76
WR285	Scope Probe PSU	Apr 91	£4.87
WR284	Scope Probe	Apr 91	£5.75
WR283	Sudden Receiver	Mar 91	£4.54
WR282	Repeater Toneburst	Feb 91	£5.10
WR281	High Voltage PSU	Jan 91	£4.70
SET	WR263/264 +WR276-80 Marland Transmitter	Jul 90	£21.96
WR272	NiCad Recycler	Sep 90	£7.06
WR275	Low Voltage Alarm	Jun 90	£6.49
WR273	Valve PSU	May 90	£7.00
WR274	RX Attenuator	May 90	£5.84
WR271	Product Detector	Apr 90	£5.05
WR270	Badger Cub	Apr 90	£5.04
WR269	Glynne	Feb 90	£6.83
WR268	Irwell (RF PA)	Feb 90	£6.12
WR264	Irwell (Relay)	Feb 90	£5.10
WR263	Irwell (VFO)	Jan 90	£6.12
WR267	PW 49'er	Jan 90	£6.12
WR266	Tuned Active Antenna	Jan 90	£5.71
WR265	Tuned Active Antenna (PSU)	Jan 90	£5.71
WR199	Meon 50MHz Transverter	Oct 85	£6.83
WR161	Marchwood 12V 30A PSU	Jul 83	£4.28

Please use the order form on page 73 for all items in the *PW* arcade.

B O O K S

The books listed have been selected as being of special interest to our readers. They are supplied direct to your door. Some titles are overseas in origin.

HOW TO ORDER. PLEASE USE THE ORDER FORM ON PAGE 73.

POST AND PACKING; add £1.00 for one book, £2.00 for two or more books, orders over £40 post and packing free, (overseas readers add £1.75 for one book, £3.50 for two or more for surface mail postage) and send a postal order, cheque or international money with your order (quoting book order code, e.g. **ABRN**, and quantities) to **PW Publishing Ltd, FREEPOST, Arrowsmith Court, Broadstone, Dorset BH18 8PW**. Please make your cheques payable to PW Publishing Ltd. Payment by Access, Mastercard, Eurocard or Visa also accepted on telephone orders to Poole (0202) 659930. Books are normally despatched by return of post but please allow 28 days for delivery. Prices correct at time of going to press. Please note: all payments must be made in Sterling.

LISTENING GUIDES

AIR BAND RADIO HANDBOOK (4th Edition) **ABRH**

David J. Smith
Extensively revised & updated (October 1992). Air band radio listening enables you to listen-in on the conversations between aircraft and those on the ground who control them, and is an increasingly popular and fascinating hobby. A new chapter on military air band has been added. The author, an air traffic controller, explains more about this listening hobby. 190 pages. £7.99

AIR TRAFFIC RADIO 8th Edition **ATR**

Compiled by Ken Davies
Completely revised (early 1992) to make this a comprehensive guide to UK airband communications. Frequencies and abbreviations used in UK air traffic control. Where to listen for tower, ground and radar control in civilian and other airports. Includes a section on off-shore oil related use. 72 pages. £4.50

COMPLETE VHF/UHF FREQUENCY GUIDE (THE) **CVUF**

This book gives details of frequencies from 26-2250MHz with no gaps and who uses what. Recently updated (August 1992), there are chapters on equipment requirements as well as antennas & the military aeronautical band between 225 & 399MHz. 88 pages. 0/P

DIAL SEARCH 1992/94 **DS**

George Wilcox
The listener's check list and guide to European radio broadcasting. Covers m.w., l.w., v.h.f. & s.w., including two special fold-out maps. Also includes a full list of British stations, a select list of European station, broadcasts in English and Making to 'Most of Your Portable'. 46 pages. £4.25

FERRILL'S CONFIDENTIAL FREQUENCY LIST 8th Edition **FCFL**

Compiled by Geoff Halligey
Completely revised, much larger & spirally bound for easy use. Now covers 1.6-28MHz in great depth, all modes and all 'utility' services, with new reverse frequency listing showing every known frequency against each call sign. Who's using what frequency and mode, what's that call sign? These are some of the answers this book will help you find. 544 pages. £17.95

FLIGHT ROUTINGS 1992 **FR92**

Compiled by T.T. & S.J. Williams
This guide was produced with the sole aim of assisting airband listeners to quickly find details of a flight, once they have identified an aircraft's call sign. Identifies the flights of airlines, schedule, cargo, charter and mail, to and from the UK and Eire and overflights between Europe and America. 122 pages. 0/P

GUIDE TO FACSIMILE STATIONS 12th Edition **GTF512**

Joerg Klingenfuss
This manual is the basic reference book for everyone interested in FAX. Frequency, call sign, station name, ITU country/geographical symbol, technical parameters of the emission are all listed. All frequencies have been measured to the nearest 100Hz. Included are 300 sample charts and their interpretation. 416 pages £18.00

GUIDE TO FORMER UTILITY TRANSMISSIONS 3rd Edition **GTFU3**

Joerg Klingenfuss
Built on continuous monitoring of the radio spectrum from the sixties until the recent past. A useful summary of the former activities of utility stations providing information for the classification and identification of 'new' & 'unknown' radio signals. 227 pages. £8.00

GUIDE TO UTILITY STATIONS 11th Edition **GTU511**

Joerg Klingenfuss
This book covers the complete short wave range from 3 to 30MHz together with the adjacent frequency bands from 0 to 150kHz and from 1.6 to 3MHz. It includes details on all types of utility stations including FAX and RTTY. There are 19549 entries in the frequency list and 3590 in the alphabetical call sign list plus press services and meteorological stations. Included are RTTY & FAX press and meteo schedules. There are 11800 changes since the 10th edition. 534 pages. £24.00

HF OCEANIC AIRBAND COMMUNICATIONS 4th Edition **HOAC**

Bill Laver
HF aircraft channels by frequency and band, main ground radio stations, European R/T networks and North Atlantic control frequencies. 31 pages. £3.95

INTERNATIONAL RADIO STATIONS GUIDE **BP255**

Peter Shore
As in 'Broadcast Roundup', his column in *PW*, Peter Shore has laid this book out in world areas, providing the listener with a reference work designed to guide around the ever-more complex radio bands. There are sections covering English language transmissions, programmes for DXers and s.w.l.s. Along with sections on European medium wave and UK f.m. stations. 266 pages. £5.95

INTERNATIONAL VHF FM GUIDE (THE) **IVFG**

7th Edition.
Julian Baldwin G3UHK & Kris Partridge G8AUU
This book gives concise details of repeaters & beacons world-wide plus coverage maps & further information on UK repeaters. 70 pages. £2.85

MARINE UK RADIO FREQUENCY GUIDE **MURF**

Bill Laver
A complete guide (reprinted August 1992) to the UK s.w. and v.h.f. marine radio networks. Useful information, frequency listings and the World Marine Coastal Phone Stations. 62 pages. £4.95

NEWNES SHORT WAVE LISTENING HAND BOOK **NSWL**

Joe Pritchard G1UQW
A technical guide for all short wave listeners. Covers construction and use of sets for the s.w.l. who wants to explore the bands up to 30MHz. Also covers the technical side of the hobby from simple electrical principles all the way to simple receivers 276 pages. £15.95

POCKET GUIDE TO RTTY AND FAX STATIONS (THE) **PGTR**

Bill Laver
A handy reference book listing RTTY and FAX stations, together with modes and other essential information. The listing is in

ascending frequency order, from 1.6 to 26.8MHz. 57 pages. £3.95

RADIO LISTENERS GUIDE 1992 **RLG92**

Clive Woodyear
This is the third edition of this radio listener's guide. Simple-to-use maps and charts show the frequencies for radio stations in the UK. Organised so that the various station types are listed separately, the maps are useful for the travelling listener. Articles included in the guide discuss v.h.f. aerials, RDS, the Radio Authority and developments from Blaupunkt. 56 pages. £2.95

SHORT WAVE LISTENER'S CONFIDENTIAL FREQUENCY LIST 8th Edition **SWLC**

Bill Laver
Covering the services and transmission modes that can be heard on the bands between 1.635 and 29.7MHz. The guides main objective is to quickly direct the listener to the frequency, or band of frequencies most likely to provide the type of stations that are being sought. 187 pages. £8.95

SOUNDS EASY The complete guide to Britain's radio stations **SE**

Compiled by Ken Davies
A guide to the numerous local radio stations throughout the UK. If you do a lot of travelling this book is invaluable. Itemised by areas, it makes finding your kind of sounds easy. 52 pages. £2.95

VHF/UHF AIRBAND FREQUENCY GUIDE 4th Edition **VUAF**

A complete guide to civil & military airband frequencies including how to receive the signals, the frequencies and services. VOLMET, receiver requirements, aerials and much more about the interesting subject of airband radio are included. 123 pages. £6.95

ANTENNAS (AERIALS)

AERIAL PROJECTS **BP105**

Practical designs including active, loop and ferrite antennas plus accessory units. 96 pages. £2.50

ALL ABOUT CUBICAL QUAD ANTENNAS **AACQ**

William I. Orr W6SAI and Stuart D. Cowan W2LX

The quad antenna came into being, and popularity, over 50 years ago. This book shows you how to design build and 'feed' this versatile antenna. If you just want to build one, there are ready-to-go designs for bands between 7 & 50MHz. 109 pages. £6.75

ANTENNA EXPERIMENTER'S GUIDE (THE) **AEG**

Peter Dodd G3LDO
Although written for radio amateurs, this book will be of interest to anyone who enjoys experimenting with antennas. You only need a very basic knowledge of radio & electronics to get the most from this book. Chapters include details on measuring resonance, impedance, field strength and performance, mats and materials and experimental antennas. 200 pages. £8.90

ANTENNA IMPEDANCE MATCHING **AIM**

Wilfred N. Caron
Proper impedance matching of an antenna to a transmission line is of concern to antenna engineers and to

every radio amateur. A properly matched antenna as the termination for a line minimises feed-line losses. Power can be fed to such a line without the need for a matching network at the line input. There is no mystique involved in designing even the most complex multi-element networks for broadband coverage. 195 pages. £11.95

ARRL ANTENNA BOOK (THE) 16th Edition **AAB**

A station is only as effective as its antenna system. This book covers propagation, practical constructional details of almost every type of antenna, test equipment and formulas and programs for beam heading calculations. 789 pages. £14.50

ARRL ANTENNA COMPENDIUM (THE) Volume One **AAC1**

Fascinating and hitherto unpublished material. Among the topics discussed are quads and loops, log periodic arrays, beam and multi-band antennas, verticals and reduced size antennas. 175 pages. £9.50

ARRL ANTENNA COMPENDIUM (THE) Volume Two **AAC2**

Because antennas are a topic of great interest among radio amateurs, ARRL HQ continues to receive many more papers on the subject than can possibly be published in *QST*. Those papers are collected in this volume. 208 pages. £9.50

BEAM ANTENNA HANDBOOK **BAH**

W. I. Orr W6SAI & S. D. Cowan W2LX
Design, construction, adjustment and installation of h.f. beam antennas. The information this book contains has been compiled from the data obtained in experiments conducted by the authors, and from information provided by scientists and engineers working on commercial and military antenna ranges. 268 pages. £7.50

G-QRP CLUB ANTENNA HANDBOOK (THE) **GCAH**

Compiled and edited by P. Linsley G3PDL & T. Nicholson KA9WRI/GWOLNQ.
This book is a collection of antenna and related circuits taken from *Spratt*, the G-QRP Club's journal. Although most of the circuits are aimed at the low-power fraternity, many of the interesting projects are also useful for general use. Not intended as a text book, but offers practical and proven circuits. 155 pages. £5.00

HF ANTENNA COLLECTION (RSGB) **HFAC**

Edited by Erwin David G4LOI
This book contains a collection of useful, and interesting h.f. antenna articles, first published in the RSGB's *Radio Communication* magazine, between 1968 and 1989, along with other useful information on ancillary topics such as feeders, tuners, baluns, testing and mechanics for the antenna builder. 233 pages. £9.50.

INTRODUCTION TO ANTENNA THEORY (AN) **BP198**

H. C. Wright
This book deals with the basic concepts relevant to receiving and transmitting antennas, with emphasis on the mechanics and minimal use of mathematics. Lots of diagrams help with the understanding of the subjects dealt with. Chapters include information on efficiency, impedance, parasitic elements and a variety of different antennas. 86 pages. £2.95

NOVICE ANTENNA NOTEBOOK

Doug DeMaw W1FB NAN
Another book from the pen of W1FB, this time offering "new ideas for beginning hams". All the drawings are large and clear and each chapter ends with a glossary of terms. It is written in plain language and you don't need to be a mathematician to build and erect the support structures that are presented in this book. 124 pages. £6.95

SIMPLE, LOW-COST WIRE ANTENNAS FOR RADIO AMATEURS **SLCW**

W. I. Orr W6SAI & S. D. Cowan W2LX
Efficient antennas for Top Band to 2m, including 'invisible' antennas for difficult station locations. Clear explanations of resonance, radiation resistance, impedance, s.w.r., balanced and unbalanced antennas are also included. 188 pages. £7.50

W1FB'S ANTENNA NOTEBOOK **WAN**

Doug DeMaw W1FB
This book provides lots of designs, in simple and easy to read terms, for simple wire and tubing antennas. All drawings are large and clear making construction much easier. There is no high-level mathematics in this book, just simple equations only when necessary to calculate the length of an antenna element or its matching section. 123 pages. £6.95

WIRES & WAVES **WAW**

Collected Antenna Articles from PW 1980-1984
Antenna and propagation theory, including NBS Yagi design data. Practical designs for antennas from medium waves to microwaves, plus accessories such as a.t.u.s, s.w.r. and power meters and a noise bridge. Dealing with TVI is also covered. 160 pages. £3.00

YAGI ANTENNA DESIGN **YAD**

Dr James. L. Lawson W2PV
This book is a polished and expanded version of a series of articles first published in *Ham Radio* following on from a series of lectures by the author, who was well-known as the expert on Yagi design. Chapters include simple Yagi antennas, loop antennas, effect of ground, stacking and practical antenna design. 210 pages. £10.95

25 SIMPLE AMATEUR BAND AERIALS **BP125**

E. M. Noll
How to build 25 simple and inexpensive amateur band aerials, from a simple dipole through beam and triangle designs to a mini-rhombic. Dimensions for specific spot frequencies including the WARC bands are also given. 63 pages. £1.95

25 SIMPLE INDOOR AND WINDOW AERIALS **BP136**

E. M. Noll
Designs for people who live in flats or have no gardens, etc., giving surprisingly good results considering their limited dimensions. Information is also given on short wave bands, aerial directivity, time zones and dimensions. 50 pages. £1.75

25 SIMPLE SHORT WAVE BROADCAST BAND AERIALS **BP132**

E. M. Noll
Designs for 25 different short wave broadcast band aerials, from a simple dipole through helical designs to a multi-band umbrella. Information is

E R V I C E

also given on short wave bands, aerial directivity, time zones and dimension tables that will help spot an aerial on a particular frequency. **63 pages. £1.95**

25 SIMPLE TROPICAL AND MW BAND AERIALS BP145

E. M. Noll
Simple and inexpensive aerials for the broadcast bands from medium wave to 49m. Information is also given on band details, directivity, time zones and dimensions. **54 pages. £1.75**

MORSE

INTRODUCING MORSE /M

Collected Articles from PW 1982-1985
Ways of learning the Morse Code, followed by constructional details of a variety of keys including Iambic, Triambic and an Electronic Bug with a 528-bit memory as well as a practice oscillator and Morse tutor. **48 pages. £1.25**

SECRET OF LEARNING MORSE CODE (THE) SOLM

Mark Francis
Updates for the Novice Licence. Designed to make you proficient in Morse code in the shortest possible time, this book points out many of the pitfalls that beset the student. **84 pages. £4.95**

SATELLITES

INTRODUCTION TO SATELLITE TELEVISION (AN) BP195

F. A. Wilson
Answers all kinds of questions about satellite television. For the beginner thinking about hiring or purchasing a satellite TV system there are details to help you along. For the engineer there are technical details including calculations, formulae and tables. **104 pages. £5.95**

NEWNES GUIDE TO SATELLITE TV NGST

Derek Stephenson
This book, the 2nd edition, is a hard bound volume, printed on high quality paper. The author is a satellite repair and installation engineer and the book covers all information needed by the installation engineer, the hobbyist and the service engineer to understand the theoretical and practical aspects of satellite reception with dish installation and how to trouble-shoot when picture quality is not up to anticipated reception. Mathematics has been kept to a minimum. **284 pages. £16.95**

SATELLITE BOOK (THE) - A complete guide to satellite TV theory and practice SB

John Breeds
This book deals almost exclusively with television broadcast satellites and is a comprehensive collection of chapters on topics, each written by an expert in that field. It appears to be aimed at the professional satellite system installer, for whom it is invaluable, but it will be appreciated by a much wider audience - anyone interested in satellite technology. **280 pages. £30.00**

SATELLITE EXPERIMENTER'S HANDBOOK (THE) 2nd Edition SEH

Martin Davidoff K2UBC
The book is divided into four main sections - History, Getting Started, Technical Topics and Appendices. It provides information on spacecraft built by, and for, radio amateurs. In addition, it discusses weather, TV-broadcast and other satellites of interest to amateurs. **313 pages. £14.50**

SATELLITE TELEVISION A layman's guide ST

Peter Pearson
Pictures from space, that's what satellite television is all about. Orbiting satellites, 35000km high, receive TV signals from stations on the earth and re-transmit them back again. This book explains all you need to know to set up your own satellite TV terminal at home, dish and accessories, cable and tuner. **73 pages. £1.00**

SATELLITE TELEVISION INSTALLATION GUIDE 2nd Ed STIG

John Breeds
A practical guide to satellite television. Detailed guide-lines on installing and aligning dishes based on practical experience. **56 pages. £13.00**

WEATHER SATELLITE HANDBOOK 4th edition WSH

Dr Ralph E. Taggart WB8DQT
This book explains all about weather satellites, how they work and how you can receive and decode their signals to provide the fascinating pictures of the world's weather. Plenty of circuit diagrams and satellite predicting programs. **192 pages. £14.50**

AMATEUR RADIO

ALL ABOUT VHF AMATEUR RADIO AAVA

W. I. Orr W6SAI
Written in non-technical language, this book provides information covering important aspects of v.h.f. radio and tells you where you can find additional data. If you have a scanner, you'll find a lot of interesting signals in the huge span of frequencies covered, 100-300MHz & 50, 420, 902 & 1250MHz bands. **163 pages. £9.50**

AMATEUR RADIO CALL BOOK (RSGB) 1993 Edition ARCB93

Over 60000 callsigns are listed including EI stations. Now incorporates a 122-page section of useful information for amateur radio enthusiasts and a new novice callsign section. **444 pages. £9.50**

ARRL HANDBOOK FOR RADIO AMATEURS (THE) 1993 AHFR93

This is the 70th edition of this handbook and contains the best information from previous issues. New for this edition is some information on feedback-loop design for power supplies, a new gel-cell charger project, updates on antenna systems and new coverage of baluns, propagation programs are compared and colour SSVT and telephone FAX machines are also covered. Finally there's a new section on 'for the workbench' with new projects for the reader to build. **1214 pages. £18.95**

ARRL OPERATING MANUAL (THE) AOM

Another very useful ARRL book. Although written for the American amateur, this book will also be of use and interest to the UK amateur. Topics covered range from short wave listening through operating awards to repeaters, operating and satellites. **684 pages. £12.95**

ARRL SATELLITE ANTHOLOGY (THE) ASA

The best from the Amateur Satellite News column and articles out of 31 issues of QST have been gathered together in this book. The latest information on OSCARS 9 through 13 as well as the RS satellites is included. Operation on Phase 3 satellites (OSCAR 10 and 13) is covered in detail. **97 pages. £5.95**

ARRL UHF/MICROWAVE EXPERIMENTER'S MANUAL (THE) AUME

Various Authors
A truly excellent manual for the keen microwave enthusiast and for the budding 'microwaver'. With contributions from over 20 specialist authors. Chapters covering techniques, theory, projects, methods and mathematics. **446 pages. £14.50**

COMPLETE DX'ER (THE) CD

Bob Locher W9KNI
This book covers equipment and operating techniques for the DX chaser, from beginner to advanced. Every significant aspect of DXing is covered, from learning how to really listen, how to snatch the rare ones out of the pile-ups and how to secure that elusive QSL card. **204 pages. £7.95**

HINTS AND KINKS FOR THE RADIO AMATEUR HAKF

Edited by Charles L. Hutchinson and David Newkirk
A collection of practical ideas

gleaned from the pages of QST magazine. Plenty of projects to build, hints and tips on interference, c.w. and operating and snippets of information from amateurs who've tried and tested the idea. **129 pages. £4.95**

INTRODUCTION TO AMATEUR COMMUNICATIONS SATELLITES (AN) BP290

A. Pickard
This book describes several currently available systems, their connection to an appropriate computer and how they can be operated with suitable software. The results of decoding signals containing such information as telemetry data and weather pictures are demonstrated. **102 pages. £3.95**

INTRODUCTION TO AMATEUR RADIO (AN) BP257

I. D. Poole
This book gives the newcomer a comprehensive and easy to understand guide through amateur radio. Topics include operating procedures, jargon, propagation and setting up a station. **150 pages. £3.50**

INTRODUCTION TO RADIO WAVE PROPAGATION (AN) BP293

J.G. Lee
How does the sun and sunspots affect the propagation of the radio waves which are the basis of our hobby? They affect the ionosphere, but differing frequencies are treated differently. Find out how to use charts to predict frequencies that will be the most profitable. What effect will noise have on the signal? Find out with this book. **116 pages. £3.95**

INTRODUCTION TO VHF/UHF FOR RADIO AMATEURS (AN) BP281

I.D. Poole
An excellent book to go with the new Novice or full callsign. Nine chapters and an appendix deal with all aspects and frequencies from 50 to 1300MHz. Topics include propagation, descriptions of the bands, antennas, receivers, transmitters and a special chapter on scanners. **102 pages. £3.50**

PASSPORT TO AMATEUR RADIO PTAR

Reprinted from PW1981-1982
The famous series by GW3JGA, used by thousands of successful RAE candidates in their studies. Plus other useful articles for RAE students including emission codes, explanations of diodes, s.s.b. and decibels. **87 pages. £1.50**

PRACTICAL GUIDE TO PACKET OPERATION IN THE UK PGTP

Mike Mansfield G6AWD
Introduces the concept of packet radio to the beginner. Problem areas are discussed and suggestions made for solutions to minimise them. Deals with the technical aspects of packet taking the reader through setting up and provides a comprehensive guide to essential reference material. **205 pages. £8.95**

PRACTICAL IDEAS FOR RADIO AMATEURS PIFR

Ian Poole G3YWX
The 1992 Offers a wealth of hints, tips and general practical advice for all transmitting amateurs and short wave listeners. **128 pages. £5.95**

QRP CLASSICS QC

Edited by Bob Schetgen KU7G
Operating QRP is fun. The equipment is generally simple and easy to build, but often performs like more sophisticated commercial equipment. Some QRP Field Day stations operate a full 27 hours on a car battery - it's the perfect equipment for emergency communication when the power fails. Extracts from QST and the ARRL Handbook. **274 pages. £9.95**

RADIO AMATEUR CALLBOOK INTERNATIONAL LISTINGS 1993 71st Edition RAC192

The only publication listing licensed radio amateurs throughout the world. Also includes DXCC Countries list, standard time chart, beacon lists and much more. **Over 1400 pages. £19.50**

RADIO AMATEUR CALLBOOK NORTH AMERICAN LISTINGS 1993 71st Edition RACN92

Listings of US amateurs (including Hawaii). Also contains standard time chart, census of amateur licences of the world, world-wide QSL bureau, etc. **Over 1400 pages. £19.50**

RADIO AMATEUR'S QUESTIONS & ANSWER REFERENCE MANUAL (THE) 4th Edition. RAQA

R. E. G. Petri G8CCJ
This book has been compiled especially for students of the City and Guilds of London Institute RAE. It is structured with carefully selected multiple choice questions, to progress with any recognised course of instruction, although is not intended as a text book. **280 pages. £7.95**

RAE MANUAL (THE) RSGB RAEM

G.L. Benbow G3HB
The latest edition of the standard aid to studying for the Radio Amateurs' Examination. Updated to cover the latest revisions to the syllabus. Takes the candidate step-by-step through the course. **127 pages. £6.70**

W1FB'S DESIGN NOTEBOOK WDN

Doug DeMAW W1FB
This book is aimed at the non-technical amateur who wants to build simple projects and obtain a basic understanding of amateur electronics. Your workshop does not need to be equipped like an engineering lab to be successful as an experimenter. Don't let a lack of test equipment keep you from enjoying the thrills of experimentation. **195 pages. £8.50**

W1FB'S HELP FOR NEW HAMs WHHF

Doug DeMaw W1FB
This book covers everything from getting acquainted with new equipment to constructing antennas, station layout, interference and operating problems to on-the-air conduct and procedures. **155 pages. £6.95**

W1FB'S QRP NOTEBOOK WQM

2nd Edition
Doug De Maw W1FB
The new improved and updated 2nd edition of this book, covers the introduction to QRP, construction methods, receivers and transmitters for QRP. This workshop-notebook style publication, which is packed with new designs for the keen QRP operator, also covers techniques, accessories and has a small technical reference section. **175 pages. £7.95**

YOUR GATEWAY TO PACKET RADIO YGTP

Stan Horzepa WA1LOU
What is packet radio good for and what uses does it have for the 'average' amateur? What are protocols? Where, why, when? Lots of the most asked questions are answered in this useful book. It included details of networking and space communications using packet. **278 pages. £8.95**

THEORY

ARRL ELECTRONICS DATA BOOK (THE) AEDB

Doug DeMaw W1FB
Back by popular demand, completely revised and expanded, this is a handy reference book for the r.f. designer, technician, amateur and experimenter. Topics include components and materials, inductors and transformers, networks & filters, digital basics and antennas and transmission lines. **260 pages. £8.95**

AUDIO (Elements of electronics - book 6) BP111

F. A. Wilson
This book studies sound and hearing, and examines the operation of microphones, loudspeakers, amplifiers, oscillators, and both disk and magnetic recording. Intended to give the reader a good understanding of the subject without getting involved in the more complicated theory and mathematics. **308 pages. £3.95**

BEGINNERS GUIDE TO MODERN ELECTRONIC COMPONENTS (A) BP285

R.A. Penfold
This book covers a wide range of modern components. The basic functions of the components are described, but this is not a book on electronic theory and does not assume the reader has an in-depth knowledge of electronics. It is concerned with practical aspects such as colour codes, deciphering code numbers and the suitability. **166 pages. £3.95**

EVERYDAY ELECTRONICS DATA BOOK EEDB

Mike Tooley BA
This book is an invaluable source of information of everyday relevance in the world of electronics. It contains not only sections which deal with the essential theory of electronic circuits, but it also deals with a wide range of practical electronic applications. **250 pages. £8.95**

FILTER HANDBOOK A practical design guide FH

Stefan Niewiadomski
A practical book, describing the design process as applied to filters of all types. Includes practical examples and BASIC programs. Topics include passive and active filters, worked examples of filter design, switched capacitor and switched resistor filters and includes a comprehensive catalogue of pre-calculated tables. **195 pages. £30.00**

FROM ATOMS TO AMPERES BP254

F.A. Wilson
Explains in simple terms the absolute fundamentals behind electricity and electronics. Topics include the use of SI units, gravity, magnetism, light, the electron, conduction in solids and electrical generators. **244 pages. £3.50**

PRACTICAL ELECTRONICS CALCULATIONS AND FORMULAE BP53

F. A. Wilson
This has been written as a workshop manual for the electronics enthusiast. There is a strong practical bias and higher mathematics have been avoided where possible. **249 pages. 0/P**

REFLECTIONS Transmission Lines & Antennas RTLA

M. Walter Maxwell W2DU
This will help dispel the half-truths and outright myths that many people believe are true about transmission lines, standing waves, antenna matching, reflected power and antenna tuners. **323 pages. £14.50**

SOLID STATE DESIGN FOR THE RADIO AMATEUR SSDF

Hayward W7ZOI and Doug DeMaw W1FB
Back in print by popular demand! A revised and corrected edition of this useful reference book covering all aspects of solid-state design. Topics include transmitter design, power amplifiers and matching networks, receiver design, test equipment and portable gear. **256 pages. £10.95**

TRANSMISSION LINE TRANSFORMERS TLT

Jerry Sevick W2FMI
This is the second edition of this book, which covers a most intriguing and confusing area of the hobby. It should enable anyone with a modicum of skill to make a balun, etc. Topics include analysis, characterisation, transformer parameters, baluns, mismatch transformers and simple test equipment. **270 pages. £13.50**

RADIO

AIR & METEO CODE MANUAL 12th Edition AAMC12

Joerg Klingenfuss
Detailed descriptions of the World Meteorological Organisation Global Telecommunication System operating FAX and RTTY meteo stations, and its message format with decoding examples. Also detailed description of the Aeronautical Fixed Telecommunication Network amongst others. **358 pages. £18.00**

BOOKS

HIGH POWER WIRELESS EQUIPMENT

Articles from *Practical Electricity* 1910-11 **HPWE**
 Edited by Henry Walter Young
 A reprint of interesting practical articles from the very early days of radio, when materials and methods described are from another era. Subjects covered ranges from aerials through detectors to things like Tesla and his wireless age. **99 pages. £6.85**

PASSPORT TO WORLD BAND RADIO 1993 **PTWB93**

This book gives you the information to explore and enjoy the world of broadcast band listening. It includes features on different international radio stations, receiver reviews and advice as well as the hours and language of broadcast stations by frequency. The 'blue pages' provide a channel-to-channel guide to world band schedules. **416 pages. £14.50.**

RADIO TELETYPE CODE MANUAL 12th Edition **RCM12**

Joerg Klingenfuss
 This book gives detailed descriptions of the characteristics of telegraph transmission on short waves, with all commercial modulation types including voice frequency telegraphy and comprehensive information on all RTTY systems and c.w. alphabets. **96 pages. £11.00**

RESCUE R

Paul Beaver & Paul Berriff
 This book follows the life and conditions of rescue helicopter crews. This is not drama, this is real life and it makes a true impression of the rescue services for the reader. There are transcriptions of air/ground and between crew dialogues, a summary of the main distress and rescue radio frequencies and helicopter base locations. **192 pages. £9.99**

SCANNERS (Third Edition) **S**

Peter Rouse GU1DKD
 A guide for users of scanning receivers, covering hardware, antennas, accessories, frequency allocations and operating procedures. **245 pages. 0/P**

SCANNERS 2 **S2**

Peter Rouse GU1DKD
 The companion to *Scanners*, this provides even more information on the use of the v.h.f. and u.h.f. communications band and gives constructional details for accessories to improve the performance of scanning equipment. **261 pages. £10.95**

SHORT WAVE COMMUNICATIONS **SWC**

Peter Rouse GU1DKD
 Covers a very wide area and so provides an ideal introduction to the hobby of radio communications. International frequency listings for aviation, marine, military, space launches, search and rescue, etc. Chapters on basic radio propagation, how to work your radio and what the controls do, antennas and band plans. **187 pages. £8.95**

SHORT WAVE RADIO LISTENERS' HANDBOOK **SWRL**

Arthur Miller
 In easy-to-read, non-technical language, the author guides the reader through the mysteries of amateur, broadcast and CB transmissions. Topics cover equipment needed, identification of stations heard & the peculiarities of the various bands. **207 pages. £7.99**

WORLDWIDE HF RADIO HANDBOOK **WHRH**

Martyn R. Cooke
 This book lists high frequencies used by aircraft and aeronautical ground stations. Divided into sections,

Military, Civil, etc. The book should be easy to use. **124 pages. £6.95**

1934 OFFICIAL SHORT WAVE RADIO MANUAL **OSWR**

Edited by Hugo Gernsback
 A fascinating reprint from a bygone age with a directory of all the 1934 s.w. receivers, servicing information, constructional projects, circuits and ideas on building vintage radio sets with modern parts. **260 pages. £10.15**

BEGINNERS

BEGINNER'S GUIDE TO RADIO 9th Edition **BGTR**

Gordon J. King
 The book takes you in logical steps from the theory of electricity and magnetism to the sound you hear from the loudspeaker. Radio signals, transmitters, receivers, antennas, components, valves & semiconductors, CB & amateur radio are all dealt with. **266 pages. £14.95**

ELECTRONICS SIMPLIFIED - CRYSTAL SET CONSTRUCTION **BP92**

F. A. Wilson
 Especially written for those who wish to take part in basic radio building. All the sets in the book are old designs updated with modern components. It is designed for all ages upwards from the day when one can read intelligently and handle simple tools. **72 pages. £1.75**

SIMPLE ELECTRONICS CIRCUIT AND COMPONENTS Book One (THE) **BP62**

The aim of this book is to provide an in-expensive but comprehensive introduction to modern electronics. **209 pages. £3.50**

INTERFERENCE

INTERFERENCE HANDBOOK (USA) **IH**

William R. Nelson WA6FGG
 How to locate & cure r.f.i. for radio amateurs, CBers, TV & stereo owners. Types of interference covered are spark discharge, electrostatic, power line many 'cures' are suggested. **250 pages. £9.50**

DATA REFERENCE

INTERNATIONAL TRANSISTOR EQUIVALENTS GUIDE **BP85**

A. Michaelis
 Possible substitutes for a popular selection of European, American and Japanese transistors and includes devices produced by over 100 manufacturers. **299 pages. £3.95**

NEWNES AUDIO & HI-FI ENGINEER'S POCKET BOOK **NAHE**

Vivian Capel
 This is a concise collection of practical and relevant data for anyone working on sound systems. The topics covered include microphones, gramophones, CDs to name a few. **190 pages. Hardback £10.95**

NEWNES COMPUTER ENGINEER'S POCKET BOOK **NCEP**

This is an invaluable compendium of facts, figures, circuits and data and is indispensable to the designer, student, service engineer and all those interested in computer and microprocessor systems. **255 pages. Hardback £10.95**

NEWNES ELECTRONICS POCKET BOOK 5th Edition **NEPB**

Presenting all aspects of electronics in a readable and largely non-mathematical form for both the enthusiast and the professional engineer. **315 pages. Hardback £10.95**

NEWNES RADIO AMATEUR AND LISTENER'S POCKET BOOK **NRAA**

Steve Money G3FZX
 This book is a collection of useful and intriguing data for the traditional and modern amateur as well as the s.w.l. Topics such as AMTOR, packet radio, SSTV, computer communications and maritime communications are all covered. **160 pages hardback. £10.95**

NEWNES RADIO AND ELECTRONICS ENGINEER'S POCKET BOOK 18th Edition **NRAE**

Keith Brindley
 Useful data covering math, abbreviations, codes, symbols, frequency bands/allocation, UK broadcasting stations, semi-conductors, components, etc. **325 pages hardback £9.95**

POWER SELECTOR GUIDE **BP235**

J. C. J. Van de Ven
 This guide has the information on all kinds of power devices in useful categories (other than the usual algebra numeric sort) such as voltage and power properties making selection of replacements easier. **160 pages. £4.95**

FAULT FINDING

ARE THE VOLTAGES CORRECT? **ATVC**

Reprinted from PW 1982-1983
 How to use a multi-meter to fault-find on electronic and radio equipment, from simple resistive dividers through circuits using diodes, transistors, i.c.s and valves. **44 pages. £1.50**

GETTING THE MOST FROM YOUR MULTIMETER **BP239**

R. A. Penfold
 This book is primarily aimed at beginners. It covers both analogue and digital multi-meters and their respective limitations. All kinds of testing is explained too. No previous knowledge is required or assumed. **102 pages. £2.95**

HOW TO USE OSCILLOSCOPES & OTHER TEST EQUIPMENT **BP267**

R. A. Penfold
 Hints and ideas on how to use the test equipment you have, to check out, or fault find on electronic circuits. Many diagrams of typical waveforms and circuits, including descriptions of what waveform to expect with particular faults, or distortion in audio amplifiers. **104 pages. £3.50**

MORE ADVANCED TEST EQUIPMENT CONSTRUCTION **BP249**

R. A. Penfold
 A follow on from *Test Equipment Construction (BP248)* this book looks at digital methods of measuring resistance, voltage, current, capacitance and frequency. Also covered is testing semi-conductors, along with test gear for general radio related topics. **102 pages. £3.50**

MORE ADVANCED USES OF THE MULTIMETER **BP265**

R. A. Penfold
 This book is primarily intended as a follow-up to *BP239, Getting the most from your Multi-meter*. By using the techniques described in this book you can test and analyse the performance of a range of components with just a multi-meter (plus a very few inexpensive components in some cases). The simple add-ons described extend the capabilities of a multi-meter to make it even more useful. **96 pages. £2.95.**

OSCILLOSCOPES, HOW TO USE THEM, HOW THEY WORK 3rd Edition **OHTU**

Ian Hickman
 This book describes oscilloscopes ranging from basic to advanced

models and the accessories to go with them. Oscilloscopes are essential tools for checking circuit operation and diagnosing faults, and an enormous range of models is available. **248 pages £14.95**

TELEVISION

ATV COMPENDIUM (THE) **ATVC**

Mike Wooding G6IQM
 This book is for those interested in amateur television, particularly the home construction aspect. There is not a 70cm section as the author felt this is covered in other books. Other fields, such as 3cm TV, are covered in depth. A must for the practical ATV enthusiast. **104 pages. £3.00**

GUIDE TO WORLD-WIDE TELEVISION TEST CARDS **GTWT**

Keith Hamer & Garry Smith
 Completely revised and expanded, this is a very handy and useful reference book for the DXTV enthusiast. Over 200 photographs of Test Cards, logos, etc., world wide. **60 pages. £4.95**

CONSTRUCTION

ADVANCED SHORT WAVE SUPERHET RECEIVER CONSTRUCTION **BP276**

R. A. Penfold
 A general purpose receiver to build, from antenna to audio, described in understandable English. Topics include switched mode power supplies, precision regulators, dual tracking regulators and computer controlled supplies. **92 pages. £2.95**

COIL DESIGN AND CONSTRUCTION MANUAL **BP160**

B. B. Babani
 Covering audio to r.f. frequencies, this book has designs for almost everything. Sections cover such topics as mains and audio output transformers, chokes and r.f. coils. What is the required turns ratio? This book will show you how to find out. Text and tables. **106 pages. £2.50**

HOW TO DESIGN AND MAKE YOUR OWN PCBs **BP121**

R. A. Penfold
 The purpose of this book is to familiarise the reader with both simple and more sophisticated methods of producing p.c.b.s. The emphasis of the book is very much on the practical aspects of p.c.b. design and construction. **66 pages. £2.50**

MORE ADVANCED POWER SUPPLY PROJECTS **BP192**

R. A. Penfold
 The practical and theoretical aspects of the circuits are covered in some detail. Topics include switched mode power supplies, precision regulators, dual tracking regulators and computer controlled power supplies, etc. **92 pages. £2.95**

POWER SUPPLY PROJECTS **BP76**

R. A. Penfold
 This book gives a number of power supply designs including simple unregulated types, fixed voltage regulated types and variable voltage stabilised designs. **89 pages. £2.50**

RADIO/TECH MODIFICATIONS NUMBER 3 **RTM3**

This book is intended as a reference guide for the experienced radio technician. Produced for the US market it contains modification instructions for a wide variety of scanners, CB rigs and amateur equipment including Alinco, Icom, Kenwood, Yaesu and other makes.

160 pages. **£9.95**

TEST EQUIPMENT CONSTRUCTION **BP248**

R. A. Penfold
 Describes, in detail, how to construct some simple and inexpensive, but extremely useful, pieces of test equipment. Stripboard layouts are provided for all designs, together with wiring diagrams where appropriate, plus notes on their construction and use. **104 pages. £2.95**

50 (FET) FIELD EFFECT TRANSISTOR PROJECTS **BP39**

F. G. Rayer
 50 circuits for the s.w.l., radio amateur, experimenter or audio enthusiast using f.e.t.s. Projects include r.f. amplifiers and converters, test equipment and receiver aids, tuners, receivers, mixers and tone controls. **104 pages. £2.95**

COMPUTING

INTRODUCTION TO COMPUTER COMMUNICATIONS (AN) **BP177**

R. A. Penfold
 Details of various types of modem and their applications, plus how to interconnect computers, modems and the telephone system. Also networking systems and RTTY. **72 pages. £2.95**

NEWNES AMATEUR RADIO COMPUTING HAND BOOK **NARC**

Joe Pritchard G1UQW
 Shows how radio amateurs and listeners can 'listen' to signals by reading text on a computer screen. This book also covers the application of computers to radio 'housekeeping' such as log-keeping, QSL cards, satellite predictions and antenna design as well as showing how to control a radio with a computer. **363 pages. £15.95**

MAPS

NORTH ATLANTIC ROUTE CHART **NARC**

This is a five-colour chart designed for the use of ATC in monitoring transatlantic flights. Supplied folded. **740 x 520mm. £5.50**

QTH LOCATOR MAP **QLM**

This full colour map has been produced by members of one of the Hungarian Amateur Radio Clubs for v.h.f. and u.h.f. amateurs in Europe. The map is based on the Maidenhead Locator System and also the main v.h.f. and u.h.f. beacons with their locator, power output, height above sea level and modulation system. **970 x 670mm. £5.95**

RADIO AMATEUR'S MAP OF NORTH AMERICA (USA) **RAMO**

Shows radio amateur prefix boundaries, continental boundaries and zone boundaries. **760 x 636mm. £3.50**

RADIO AMATEUR'S PREFIX MAP OF THE WORLD (USA) **RAPM**

Showing prefixes and countries, plus listings by order of country and of prefix. **1014 x 711mm. 0/P**

ORDER FORM

SUBS CLUB

**PRACTICAL
WIRELESS
&
SHORT WAVE
MAGAZINE**

**RADIO
INFORMATION
CASSETTE-1**

Be sure of your copy of *Practical Wireless* every month and qualify for the Subscribers' Club as well. Special offers and discounts are normally available to all members, including those abroad.

Radio Information Cassette - 1 Offer

We still have some copies of the Radio Information Cassette - 1.

As a Subscriber you can obtain your copy for just £2.00 post free. Side A has a wide variety of different modes to give you an idea of what you can expect to hear. Amateurs working the Space Shuttle, as well as through various OSCAR satellites. Amateur working on the 50MHz band is covered as is propagation on the 144MHz band including auroral, meteor burst, moonbounce, etc. Side B covers the various Data Modes - RTTY, AMTOR, FEC, FAX, Morse and packet radio.

COMPETITION TIME

Answer the following three questions correctly - you can find the answers somewhere in this issue of *Practical Wireless*. The first correct answer drawn out of the 'hat' will win a £10 voucher, redeemable against books or services from PW.

- 1: What's coming from the USA soon?
- 2: What receiver did Peter Shore use first?
- 3: Where does Peter Hunter live?

Send your answers, to the new Editorial Offices in Broadstone, before Friday 26 March 1993.

Competition open to subscribers only.

ORDER FORM FOR ALL MAIL ORDER PURCHASES IN PRACTICAL WIRELESS

**CREDIT CARD ORDERS TAKEN ON (0202) 659930
FAX ORDERS TAKEN ON (0202) 659950**

Or please fill in the details ticking the relevant boxes, a photo copy will be acceptable to save you cutting your beloved copy!

To: PW Publishing Ltd., FREEPOST, Arrowsmith Court, Station Approach, Broadstone, Dorset BH18 8PW.

SUBSCRIPTIONS

PRACTICAL WIRELESS 1 YEAR..... ☐ £21.00 (UK)
☐ \$45* (USA)
☐ £23.00 (Europe)
☐ £25.00 (Rest of World)

Please start my subscription with the.....issue.

SPECIAL JOINT SUBSCRIPTION WITH SHORT WAVE MAGAZINE. 1 YEAR.

☐ £36.00 (UK) ☐ £39.00 (Europe) ☐ £41.00 (Rest of World) ☐ \$75* (USA)
 *\$ cheques only please.

SUBS CLUB OFFER

Please send me.....Radio Information Cassette - 1
☐ @ £2.00 inc. p&p. £
 My Subscription Number is.....

BINDERS

☐ Please send me.....PW BINDER/s @ £ 5.50each. £
 Postal charges. £1 for one, £2 for two or more. £

PCBs

☐ Please send me..... PCB/s Number/s
 £ £
 Postal charges. £1 for one, £2 for two or more. £

BOOKS

☐ Please send me the following book/s, giving the order code and price.
 Postal charges. £1 for one, £2 for two or more.

£	£
£	£
£	£
£	£

TOTAL ORDER £
TOTAL POST £
GRAND TOTAL £

PAYMENT DETAILS

Name.....
Address.....
Postcode.....
Telephone No......

I enclose cheque/PO (Payable to PW Publishing Ltd) £
 \$

Or
 Charge to my Access/Visa Card the amount of £
 \$

Card No. []

Valid from.....to.....

SignatureTel:.....

R M



Classified Ads

To advertise on this page see booking form below.

Whilst prices of goods shown in advertisements are correct at the time of going to press, readers are advised to check both prices and availability of goods with the advertiser before ordering from non-current issues of the magazine

Service Sheets and Servicing

TECHNICAL INFORMATION SERVICES (PW)

76 CHURCH STREET, LARKHALL, LANARKSHIRE ML9 1HE
Phone: (0698) 884585, Mon-Fri, 9am-5pm. OR Phone: (0698) 883334 any other time.
IMMEDIATE dispatch on all **ACCESS & VISA** orders
PHONE OR WRITE NOW FOR FREE QUOTE & FREE CATALOGUE with every S.A.E.

SERVICE MANUALS & SERVICE SHEETS

Remember, not only do we have EVERY Service Sheet ever made, but we also have

ONE OF THE WORLDS LARGEST SELECTION OF SERVICE MANUALS
NOTE:- Over 200 separate Titles of Technical books are always in stock, over 1/2 are exclusive to TIS!
CTV SERVICING by KING - £14.95, VCR SERVICING by BEECHINGS - £25.00, Ku-BAND SATELLITE TV - £25.00

SERVICE MANUALS

We can supply Service Manuals for almost any type of Equipment. Televisions, Video Recorders, Amateur Radio, Test Equipment, Vintage Valve, any type of Audio Equipment, Military Surplus etc. etc.
All makes and models supplied from the 1930's to the present. Originals or photostats supplied as available.
FREE repair and Data Guide with all orders or SAE for your copy.

MAURITRON TECHNICAL SERVICES (PW),
8 CHERRY TREE ROAD, CHINNOR,
OXON, OX9 4QY
Tel: (0844) 51694 FAX: (0844) 52554

Computer Soft/w & Hard/w

IBM/COMPATIBLE SHAREWARE 10,000+ FILES.
Send £1.50 for comprehensive catalogue on disk.
Cheapest prices! AK SHAREWARE, 54 Sheldrake Road, Mudeford, Dorset BH23 4BP.

ULTIMATE MORSE TUTOR. Send/receive. Interface cable supplied for your key. IBM PC's and ATARI 520/1040/STE. £30.00. FREE demo disk available. BOSCAD Ltd, 16 Aytoun Grove, Balldridgeburn, Dunfermline, FIFE KY12 9TA. Tel: (0383) 729584 evenings.

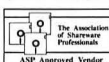
PC TECHNICAL SHAREWARE

Would you like to see the best range of low cost technical and scientific public domain & shareware for IBM PC in the UK. ?

HUGE RANGE includes:- PACKET, FAX, RX/TX control, PCB design, Circuit and ANTENNA analysis, QSO logging, CAD ELECTRONIC & MECH engineering, SCIENTIFIC, MATHS & STATS, MEDICAL, PROGRAMMING, SOURCE CODE, DATA, EDUCATION, WINDOWS, BUSINESS and lots more.

Write phone or Fax today for your free 124 page printed catalogue.

THE PUBLIC DOMAIN SOFTWARE LIBRARY
Winscombe House, Beacon Road
Crowborough, Sussex TN6 1UL
Tel 0892 663298, Fax 0892 667473



Educational

COURSE FOR CITY & GUILDS Radio Amateurs Examination. Pass this important examination and obtain your licence, with an RRC Home Study Course. For details of this and other courses (GCSE, career and professional examinations, etc) write or phone - THE RAPID RESULTS COLLEGE, DEPT JX108, Tuition House, London SW19 4DS. Tel: 081-947 7272 (9am-5am) or use our 24hr Recordacall service 081-946 1102 Quoting JX108.

HEATHKIT EDUCATIONAL PRODUCTS/UK DISTRIBUTOR Spares and Service Centre. Cedar Electronics. 12 Isbourne Way, Broadway Road, Winchcombe, Cheltenham. Glos. GL54 5NS. Tel: (0242) 602402.

Miscellaneous

DIY Inexpensive radio projects. Easy to make. SAE. RYLANDS, 39 Parkside Avenue, Southampton SO1 9AF.

For Sale

VALVES GALORE Most valves available from stock. Otherwise obtained quickly. Please send SAE stating requirements or telephone. **VALVE & ELECTRONIC SUPPLIES** Chevet Books, 157 Dickson Road, Blackpool FY1 2EU. Tel: (0253) 751858.

HAMS 4 HAMS: Ex-PMR. The cheap route onto VHF. Pye M294 (25 watt, crystal controlled, ideal for packet) 2M or 4M from £38.00 (conversion in HRT Jan '93). Sorno 644 Synthesised from £24.00, (conversion in HRT Aug '92) Crystal type from £16.50. For full price list and ordering details, please send SAE to Hams 4 Hams, 4 Granville Avenue, Newport, Shropshire, TF10 7DX.

SOLARTRON double-beam oscilloscopes, choice CD1400R's with various modules £50/£75 complete. Also telequipment D43. Medelec for 1002 fibre optic recorder, cost £2,000, CRT now £600. Offers? All working. Tel: (0483) 505504.

JAPANESE SEMICONDUCTORS and Transmitting Tubes for broadcasting, communication and industrial use. Quotation sent on request. TSUTOM YOSHIHARA, OSAKA, JAPAN Fax: 81-6-338-3381

DISCLAIMER

Some of the products offered for sale in advertisements in this magazine may have been obtained from abroad or from unauthorised sources. *Practical Wireless* advises readers contemplating mail order to enquire whether the products are suitable for use in the UK and have full after-sales back-up available.

The publishers of *Practical Wireless* wish to point out that it is the responsibility of readers to ascertain the legality or otherwise of items offered for sale by advertisers in this magazine.

ADVERTISERS:

To advertise in the April issue please send copy by 19th February

ORDER FORM FOR CLASSIFIED ADS PLEASE WRITE IN BLOCK CAPITALS

The prepaid rate for classified advertisements is 42 pence per word (minimum 12 words), box number 70p extra. Semi-display setting £13.90 per single column centimetre (minimum 2.5cm). Please add 17.5% VAT to the total. All cheques, postal orders, etc., to be made payable to PW Publishing. Treasury notes should always be sent by registered post. Advertisements, together with remittance should be sent to the Classified Advertisement Dept., Practical Wireless, Arrowsmith Court, Station Approach, Broadstone, Dorset BH18 8PW. Tel: (0202) 659920.

Please insert this advertisement in the issue of Practical Wireless (if you do not specify an issue we will insert it in the next available issue of PW) for insertion/s. I enclose Cheque/P.O. for £..... (42p per word, 12 minimum, please add 17.5% VAT to total).

Name

Address

Telephone No.:

Box Number @ 70p: Tick if appropriate ☐

Category Heading:

Wanted

TEST GEAR. Computers, Computer Surplus, Amateur. Bought for cash. (0425) 274274

WANTED VALVES ESP. KT66, KT88, PX4, PX25, Klystrons, Magnetrons, Transistors, I.C.s, Plugs, Sockets. If possible send written list - we reply same day. Cash waiting. BILLINGTON VALVES, Oakendene Industrial Estate, Near Horsham RH13 8AZ. Callers please phone for appointment. Tel: (0403) 865105. FAX: (0403) 865106. Telex: 87271.

WANTED Grundig Satellit 2100 radio. Must be in perfect condition. Tel: (0742) 668037.

WANTED Pair of 4 K ohm earphones, preferably S.G. Brown. Tel: 051-264 9313 (after 6 pm).

Receivers

TRANSCIEVER PRC 316 HF AM CW 4 watts output with speaker/mic and manual £135.00. C13 HF set £100. Pye boot mount Westminster, 30 watts 4M AM with harness, £20. All prices include P&P. Send SAE for list. CP Surplus, 56A Worcester Street, Wolverhampton WV2 4LL. Tel: (0902) 20315.

Holidays

CHALET Sleeps 2 + 2. Elevated rural position. Coastal view. Pets. Goats. Tel: (0840) 212262.

FLORIDA Gulf Coast. Two luxury villas. Private beach, pools, water frontage, golf course. Sleeps six. £350 p.w. G1GTO. Tel: (0493) 655068.

IS YOUR CLUB PLANNING OR HOLDING AN EVENT OR RALLY?

Telephone (0202) 659920 to find out the special advertising rates available for Radio Clubs.

Please mention
Practical Wireless
when replying to advertisers

VALVES VALVES VALVES

The following valves in matched pairs 6JSC, 6KD6, 6JE/A, 6LQ6, 6HF5, 6146A, 6146B, yes the 6JS6/C is Japanese and works in the FT101. Most amateur radio valves including difficult to obtain types ex stock. Quotations without obligation please enquire. Remember over 200 types ex stock. SAE for list. Phone for assistance re types suitable for your equipment. USA and Jap manufacture of popular type available.



PHONE 0484 654650 or 420774 FAX 0484 655699
WILSON VALVES (Prop. Jim Fish G4MH)
28 Banks Ave, Golcar, Huddersfield HD7 4LZ



ADVERTISERS INDEX

A A & A51	GROSVENOR52	QUARTSLAB MARKETING54
A H SUPPLIES66	HAYDON COMMUNICATIONS .51	RADIO SHACK76
AOR(UK)58	HOLDINGS AMATEUR68	RAS NOTTINGHAM58
AERIAL TECHNIQUES66	ICOM (UK)COVER iii,11	REG WARD12
AMATEUR RADIO COMMS.67	J & P ELECTRONICS58	RSGB68
BILLINGTON EXPORT68	KENWOOD29,31,40	RST VALVES66
BIRKETT66	LAKE ELECTRONICS66	SMCCOVER ii
BREDHURST ELECTRONICS40	LEE ELECTRONICS2	SRP TRADING12
C M HOWES44	LONDON AMATEUR	SHORT WAVE MAGAZINE54
CIRKIT67	RADIO SHOW37	SISKIN51
COLOMOR68	LOWE ELECTRONICS3	SOUTH ESSEX COMMS. LTD.40
CORNISH KITES52	MAPLINCOVER iv	SPECIALIST ANTENNA
DATONG44	MARTIN LYNCH8,9	SYSTEMS10
DEWSBURY ELECTRONICS58	MORSE FESTIVAL WEEKEND ...58	SUREDATA68
ELLIOTT ELECTRONICS66	NORBRECK RALLY52	TECHNICAL SOFTWARE68
ESSEX AMATEUR	PETER RODMELL54	TENNAMAST58
RADIO SERVICES44	PHOTO ACOUSTICS4	WATERS & STANTON5,6,7
G-MEX RALLY10	PRACTICAL MOTORIST63	WILSON VALVES75

YOUR LOCAL DEALERS

SOUTH WALES

ELECTRO MART

Receivers, Scanners, Howes, ERA, CB, Marine radio etc. part exchange welcome.

Full Service & Repair Facilities

96 High St, Clydach,
Swansea
Tel: 0792 842135

SOUTHAMPTON

South Midlands Communications

Official Yaesu Importer

S.M. House, School Close,
Chandlers Ford Industrial Estate,
Eastleigh, Hants SO5 3BY.
Tel: 0703 255111

PORTSMOUTH

Nevada Communications

Visit our showrooms for Icom, Kenwood, amateur radio products and a large range of scanning receivers. New and part exchange welcome.

189 London Road,
North End, Portsmouth,
Hants, PO2 9AE
Tel: 0705 662145

DERBYSHIRE

RILEY'S T.V. SERVICES LTD.

SUPPLIERS OF:-

SCANNERS - C.B. 27-934 MHz -
AERIALS - TEST METERS - TOOLS -
TELEPHONES KITS AND CABLES

125 LANGWITH ROAD
HILLSTOWN
CHESTERFIELD S44 6LX
PHONE 0246 826578
CLOSED WEDNESDAY

HERNE BAY

ICOM (UK) LIMITED

The Official Icom Importer

Unit 8, Sea Street
Herne Bay, Kent CT6 8LD
Tel: 0227 741741
Fax: 0227 360 155

Open Mon-Fri 9am-5.30pm (Lunch 1-2)

SCOTLAND

JAYCEE ELECTRONICS LTD

20 Woodside Way, Glenrothes, Fife KY7 5DF

Tel: 0592 756962 (Day or Night)

Fax No. (0592) 610451

Open: Tues-Fri 9-5; Sat 9-4

KENWOOD, YAESU & ICOM APPROVED DEALERS

A good stock of new and secondhand equipment always in stock

IRELAND

RADCOM ELECTRONICS

All your requirements under one roof

RECEIVERS - TRANSCEIVERS - ACCESSORIES

Open Monday-Saturday 9am-5.30pm

Midleton Enterprise Park, Midleton,
County Cork 021/632725 + 613241

DEVON

Reg. Ward & Co. Ltd.

The South-West's largest amateur radio stockist. Approved dealer for Kenwood, Yaesu and Icom

1 Western Parade,
West Street, Axminster,
Devon, EX13 5NY
Tel: 0297 34918

(Closed 1.00-2.00 and all day Monday)

BUCKINGHAMSHIRE

Photo-Acoustics Ltd.

Approved Kenwood, Yaesu and Icom dealer (part exchange always welcome)

58 High Street, Newport Pagnell,
Buckinghamshire MK16 8AQ
Tel: 0908 610625

(Mon-Fri 9.30-5.30, Sat 9.30-4.30)

TYNE + WEAR

SUPERTECH Communications Specialists

YUPITERU SONY.



Official Nevada and Kernow stockists

Full range of CBs,
Scanners + Accessories

Mail Order -
Branches throughout the North East

32 RUSSELL WAY
GATESHEAD METRO CENTRE NE11 9YZ
TEL: (091) 4932316

Open: Monday-Friday 10am - 8pm
Thursday 10am - 9pm
Saturday 9am - 7pm

Contact Lynn
on the
Advertising
Hotline

(0202) 659920

YORKSHIRE

YAESU

ICOM
Kenwood

Alan Hooker Radio Communications

42, Netherhall Road, Doncaster
Tel: 0302 325690

Open Mon-Sat 10-5pm
Closed Thursdays

CORNWALL 24hr, 7 days a week

SKYWAVE

RADIO AMATEUR AND MARINE
COMMUNICATIONS SERVICES

ICOM, YAESU, NAVICO,
JAYBEAM, etc.

Slades Road, St. Austell,
Cornwall PL25 4HG
Tel: 0726 70220

Voice Bank: 0426 961909

KENT

KANGA PRODUCTS

For QRP kits

A variety of kits for RECEIVERS,
TRANSMITTERS & TEST GEAR.

**Send an A5 SAE for a free copy
of our catalogue**

3, Limes Road, Folkestone KENT CT19 4AU
Tel/Fax 0303 276171 0900 - 1900 Only

WEST SUSSEX

MAIL ORDER
RETAIL

BREDHURST ELECTRONICS LTD.

High St., Handcross, West Sussex
Tel: (0444) 400786
Fax: (0444) 400604

Situated at the Southern end of M23.
Easy access to M25 and
South London.

Open Mon-Fri 9am-5pm
Sat 9.30am-4.30pm.



RADIO SHACK



ALL OF THE EQUIPMENT WE SELL HAS BEEN IMPORTED BY
THE FACTORY AUTHORISED DISTRIBUTORS WITH FULL
WARRANTY BACK-UP AND PARTS SERVICE.

Lowe HF-225	High performance compact receiver.....	£425.00
Kenwood R-2000	10 Memories	£595.00
Kenwood VC-10	VHF converter for R-2000	£161.00
Kenwood R-5000	Top of their range receiver	£875.00
Kenwood VC-20	VHF converter for R-5000	£167.00
Yaesu FRG8800	Fine performing all mode set.....	£640.00
Yaesu FRV-8800	VHF converter for above.....	£100.00
Icom IC-R71E	The old favourite	£855.00
Icom IC-R72E	Icom's latest, small & excellent.....	£645.00
Icom IC-R9000	The set with everything	£3995.00
JRC-535	The latest from Japan Radio Company	£1095.00
Drake RR-3	Second-hand high specification set.....	£1595.00

KENWOOD TS-850S

The latest transceiver from this famous stable TS-850S SUPERB SPECIFICATIONS

Creating a new era in Amateur Radio!

Call us for the latest details and stock position, also for
any other model from

KENWOOD ICOM YAESU

Scanners by AOR, Fairmate, Jupiter, Icom, Realistic,
Bearcat to name but a few.

Competitive service and prices.

We will be pleased to
quote you for anything
you require in the
communications or
computer field. In
order to avoid a great
deal of time wasting
on both our parts, we
now deal with callers
by appointment. We
are pleased to hear
from you and see you,
and we aim to give
you the attention you
deserve, so please
call us first.

73s Terry Edwards
G3STS



RADIO SHACK

(Just around the corner from West Hampstead Station on the Jubilee Line)
Giro Account No. 588 7151 Fax: 071-328 5066 Telephone: 071-624 7174

188 BROADHURST GARDENS,
LONDON NW6 3AY



DEVASTATING DX

IC-781 We are definitely talking flagships here. The IC-781 is technical excellence without compromise, a master-model HF all-band transceiver that all Amateurs aspire to. Features (short list) include: 5" CRT central information display, spectrum scope, twin passband tuning, dual-watch, auto-antenna tuning, 105dB dynamic range, DDS, 99 memory channels and 150W of output power!



IC-735 The size and weight of ICOM's IC-735 HF transceiver make it ideal for both base-station and mobile operations. The IC-735 has a 105dB dynamic range, passband tuning, noise blanker, 12 memory channels, CW full/semi break-in plus attenuator and preamp. Optional features include an electronic keyer and auto-antenna tuner. See why the IC-735 is as popular today as it ever was.



IC-729 A 50MHz/HF transceiver that allows you to discover the fun that can be had worldwide on the increasingly popular 50MHz band. Features include: 1.8-50MHz, simple all-mode operation, compact size, AF speech compressor, passband tuning, DDS, 105dB dynamic range and band stacking registers. 30kHz-33MHz and 46.2-61.1MHz Rx is possible but not guaranteed.



IC-765 DX enthusiasts will love this HF all-band. By using the DFM (Direct Feed Mixer) the Rx circuit ensures 105dB dynamic range and a high +23dBm intercept point allowing weak signals to be received even during competition. Other features include: auto-antenna tuning with tuning data memory, Built-in CW narrow filter (500Hz to -6dB, CW pitch control and IF shift.



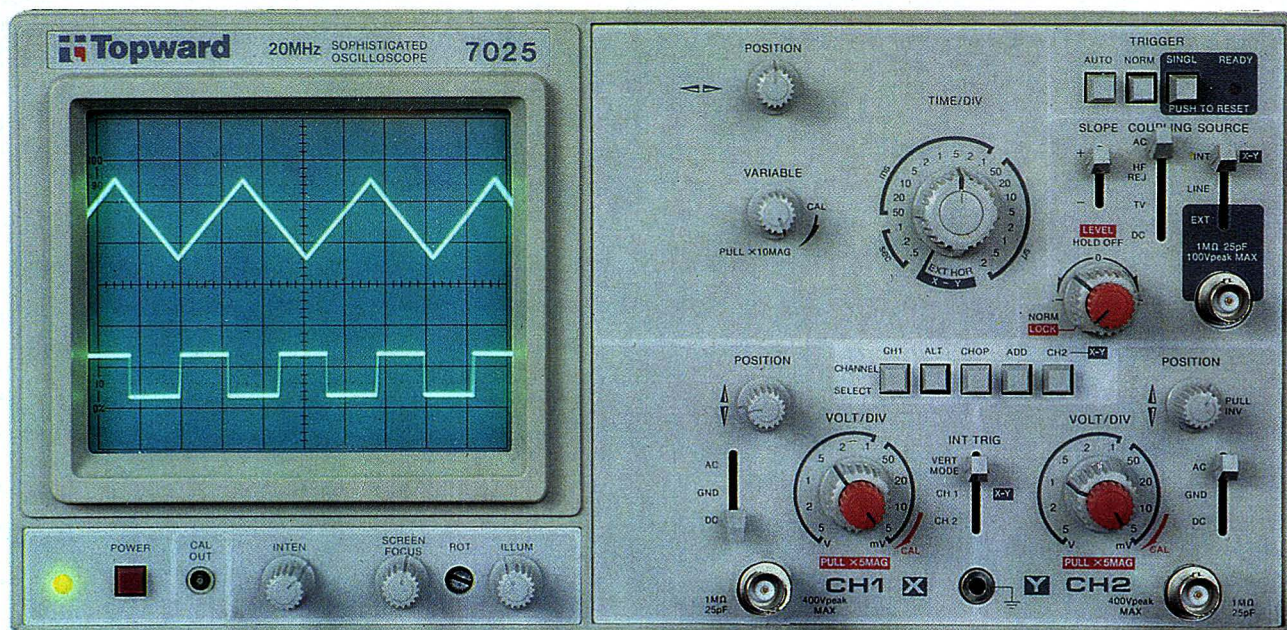
IC-737 This is ICOM's latest HF transceiver, a compact design using state-of-the-art technology to introduce for the first time; memo pad, DBSR, auto-antenna selector and quick split functions. These new functions will excite HF beginners who want to take the next step up and users keen on portable or mobile operations. The IC-737 is an ideal transceiver for taking on the DX world.



ICOM manufacture a full range of Amateur base-stations, transceivers and receivers capable of operating on all popular frequencies and beyond. No matter what your requirement ICOM have the radio for you.

For more information and location of your local Icom dealer contact:
Icom (UK) Ltd. Dept PW, Sea Street, Herne Bay, Kent CT6 8LD
Telephone: 0227 741741 (24hr). Fax: 0227 741742

ICOM



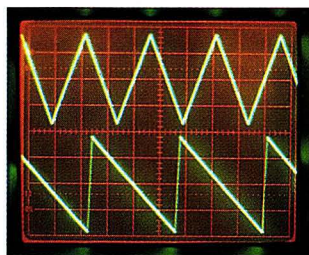
GL29G

YOU WILL ALWAYS FIND MONEY SAVING BARGAINS AND LOW PRICES AT MAPLIN ELECTRONICS

Example **NOW**

SAVE UP TO *£100 ON OSCILLOSCOPES

Due to Maplin's continued success and the popularity of our superb range of oscilloscopes, we are able to offer them at **SPECIALLY REDUCED PRICES**, but they are only available at these prices **AT MAPLIN STORES** for a **LIMITED PERIOD**, so hurry down to your nearest Maplin store **TODAY!** Advanced design and high quality manufacturing techniques have been combined to bring you, at a sensible price, all the features that you would expect of a sophisticated oscilloscope. For example, 1mV/div sensitivity, advanced 6-inch CRT with percentage markers and an internal graticule that eliminates parallax error, ensuring a highly accurate display, and an X-Y mode that produces Lissajous patterns for phase shift measurements. Type 7025 has all the features required for general purpose use and can display signals from DC to at least 20MHz with a high degree of accuracy. In addition to all the features of the 7025, Type 7026, has the added facility of a delayed



sweep timebase, which can be used to magnify a portion of a waveform, making possible, accurate time interval measurements and the study of short duration events. The sophisticated Type 7045, has a bandwidth of 40MHz and incorporates a 40ns delay line to enable the display of very short duration events in their entirety. Top-of-the-range is the Type 7046, a delayed sweep oscilloscope with increased magnification along with a 40MHz bandwidth and capable of displaying complex signals with precision and accuracy.

*** Please note: MONEY SAVING BARGAINS SHOWN ON THIS PAGE are applicable to purchases made in MAPLIN STORES ONLY and are not available at these prices through Mail Order.**

SAVE £100	7025 (GL29G) Catalogue Price £299.95	NOW £199.95
SAVE £20	7026 (GL30H) Catalogue Price £349.95	NOW £329.95
SAVE £70	7045 (GL31I) Catalogue Price £449.95	NOW £379.95
SAVE £40	7046 (GL33L) Catalogue Price £499.95	NOW £459.95

Rush to your local Maplin store: **BIRMINGHAM**; Sutton New Road, Erdington. **BRIGHTON**; 65 London Road. **BRISTOL**; 302 Gloucester Road. **CARDIFF**; 29-31 City Road. **CHATHAM**; 2 Luton Road. **COVENTRY**; 12 Bishop Street. **EDINBURGH**; 126 Dalry Road. **GLASGOW**; 264-266 Great Western Road. **ILFORD**; 302-304 Green Lane. **LEEDS**; Carpet World Building, 3 Regent Street. **LEICESTER**; Office World Building, Burton Street. **LONDON**; 146-148 Burnt Oak Broadway, Edgware. 107-113 Stanstead Road, Forest Hill. 120-122 King Street, Hammersmith. **MANCHESTER**; 8 Oxford Road. **NEWCASTLE-UPON-TYNE**; Unit 4, Allison Court, The Metro Centre, Gateshead. **NOTTINGHAM**; 86-88 Lower Parliament Street. **PORTSMOUTH**; 98-100 Kingston Road. **READING**; 129-131 Oxford Road. **SHEFFIELD**; 413 Langsett Road, Hillsborough. **SOUTHAMPTON**; 46-48 Bevois Valley Road. **SOUTHEND-ON-SEA**; 282-284 London Road, Westcliff. Plus a NEW STORE opening soon in **MIDDLESBROUGH**. Phone 0702 552911 for further details. All items are subject to availability. All prices include VAT. Offer ends July 31st 1993.



Maplin
ELECTRONICS